



Fans, Motors, Thermal Management

NINGBO KLS ELECTRONIC CO., LTD.

FAN

Technology Electronic Copies



TO BECOME THE FIRST BRAND OF CHINESE

FAN MANUFACTURING



www.klsele.com

Email: sales@cnkls.com











Tel: 0086-574-86828566

DC AXIAL FAN

PHOTO	SIZE (MM)	KLS P/N	BEARING	VOLTAGE (VDC)	CURRENT (A)	SPEED (RPM)	AIR FLOW (CFM)	PRESSURE (mmAq)	NOISE (dBA)	W(g)
	20x20x06	L-KLS22-AV-2006SDH5	Sleeve	5	0.22	15000	1.41	5.22	33.65	4.0
		L-KLS22-AV-2006SDM5		5	0.17	12000	1.02	3.69	26.87	4.0
		L-KLS22-AV-2006SDL5		5	0.12	9000	0.77	2.02	20.34	4.0
		L-KLS22-AV-2006SDH12		12	0.12	15000	1.41	5.22	33.65	4.0
		L-KLS22-AV-2006SDM12		12	0.10	12000	1.02	3.69	26.87	4.0
	20x20x10	L-KLS22-AV-2010SDH5	Sleeve	5	0.20	16000	1.89	7.23	37.28	5.5
		L-KLS22-AV-2010SDM5		5	0.15	12000	1.27	3.93	27.13	5.5
		L-KLS22-AV-2010SDL5		5	0.10	9000	0.85	2.32	20.55	5.5
		L-KLS22-AV-2010SDH12		12	0.15	16000	1.89	7.23	37.28	5.5
		L-KLS22-AV-2010SDM12		12	0.10	12000	1.27	3.93	27.13	5.5
	25x25x07	L-KLS22-AV-2507SDH5	Sleeve	5	0.20	14000	2.69	4.55	26.40	6.0
		L-KLS22-AV-2507SDM5		5	0.16	12000	2.30	3.74	23.52	6.0
		L-KLS22-AV-2507SDL5		5	0.12	9000	1.80	2.64	20.58	6.0
		L-KLS22-AV-2507SDH12		12	0.15	14000	2.69	4.55	26.40	6.0
		L-KLS22-AV-2507SDM12		12	0.12	12000	2.30	3.74	23.52	6.0
	25x25x10	L-KLS22-AV-2510BDH5	Sleeve or two ball	5	0.25	13000	2.90	6.93	30.78	6.0
		L-KLS22-AV-2510BDM5		5	0.20	10000	2.22	5.01	24.11	6.0
		L-KLS22-AV-2510BDL5		5	0.15	7000	1.53	2.40	18.97	6.0
		L-KLS22-AV-2510BDH12		12	0.20	13000	2.90	6.93	30.78	6.0
		L-KLS22-AV-2510BDM12		12	0.15	10000	2.22	5.01	24.11	6.0
	30x30x07	L-KLS22-AV-3007SDH5	Sleeve	5	0.20	10000	3.74	4.87	29.74	7.0
		L-KLS22-AV-3007SDM5		5	0.16	8000	2.92	3.23	24.70	7.0
		L-KLS22-AV-3007SDL5		5	0.12	6000	2.15	1.92	20.27	7.0
		L-KLS22-AV-3007SDH12		12	0.12	10000	3.74	4.87	29.74	7.0
		L-KLS22-AV-3007SDM12		12	0.10	8000	2.92	3.23	24.70	7.0
	30x30x10	L-KLS22-AV-3010BDH5	Sleeve or two ball	5	0.40	13000	5.56	5.89	33.50	8.0
		L-KLS22-AV-3010BDM5		5	0.25	10000	4.28	4.58	29.20	8.0
		L-KLS22-AV-3010BDL5		5	0.15	8000	3.46	3.76	26.50	8.0
		L-KLS22-AV-3010BDH12		12	0.16	13000	5.56	5.89	33.50	8.0
		L-KLS22-AV-3010BDM12		12	0.12	10000	4.28	4.58	29.20	8.0
	35x35x10	L-KLS22-AV-3510BDH5	Sleeve or two ball	5	0.23	10000	8.67	4.23	34.20	9.0
		L-KLS22-AV-3510BDM5		5	0.22	8000	7.02	3.50	31.50	9.0
		L-KLS22-AV-3510BDL5		5	0.13	5000	3.85	1.31	21.30	9.0
		L-KLS22-AV-3510BDH12		12	0.14	10000	8.67	4.23	34.20	9.0
		L-KLS22-AV-3510BDM12		12	0.11	8000	7.02	3.50	31.50	9.0
	40x40x07	L-KLS22-AV-4007SDH5	Sleeve	5	0.26	7000	6.07	3.03	31.59	8.5
		L-KLS22-AV-4007SDM5		5	0.20	6000	5.20	2.60	27.08	8.5
		L-KLS22-AV-4007SDL5		5	0.12	5000	4.34	2.17	22.57	8.5
		L-KLS22-AV-4007SDH12		12	0.13	7000	6.07	3.03	31.59	8.5
		L-KLS22-AV-4007SDM12		12	0.10	6000	5.20	2.60	27.08	8.5
	40x40x10	L-KLS22-AV-4010BDH5	Sleeve or two ball	5	0.25	8000	8.89	5.11	33.14	17.0
		L-KLS22-AV-4010B/SDM5		5	0.20	6500	7.93	3.51	28.17	17.0
		L-KLS22-AV-4010B/SDL5		5	0.15	5000	6.59	2.05	25.29	17.0
		L-KLS22-AV-4010B/SDH12		12	0.20	8000	8.89	5.11	33.14	17.0
		L-KLS22-AV-4010B/SDM12		12	0.10	6500	7.93	3.51	28.17	17.0
	40x40x15	L-KLS22-AV-4015B/SDL12	Sleeve or two ball	12	0.04	5000	6.59	2.05	25.29	17.0
		L-KLS22-AV-4010B/SDH24		24	0.10	8000	8.89	5.11	33.14	17.0
		L-KLS22-AV-4010B/SDM24		24	0.06	6500	7.93	3.51	28.17	17.0
		L-KLS22-AV-4010B/SDL24		24	0.04	5000	6.59	2.05	25.29	17.0
		L-KLS22-AV-4015B/SDH5		5	0.40	7500	9.64	6.85	33.52	23.5
	40x40x20	L-KLS22-AV-4020B/SDH5	Sleeve or two ball	5	0.30	6500	8.12	5.04	30.24	23.5
		L-KLS22-AV-4015B/SDM5		5	0.20	4500	5.53	2.53	21.71	23.5
		L-KLS22-AV-4015B/SDL5		5	0.14	5000	5.70	3.14	23.46	23.0
		L-KLS22-AV-4020B/SDH12		12	0.10	9000	10.32	8.04	37.95	23.0
		L-KLS22-AV-4020B/SDM12		12	0.08	7000	8.03	5.95	31.95	23.0
	40x40x20	L-KLS22-AV-4020B/SDL12	Sleeve or two ball	12	0.04	5000	5.70	3.14	23.46	23.0
		L-KLS22-AV-4020B/SDH24		24	0.08	9000	10.32	8.04	37.95	23.0
		L-KLS22-AV-4020B/SDM24		24	0.06	7000	8.03	5.95	31.95	23.0
		L-KLS22-AV-4020B/SDL24		24	0.04	5000	5.70	3.14	23.46	23.0
		L-KLS22-AV-4020B/SDH24		24	0.04	5000	5.70	3.14	23.46	23.0











■ If you need customize, please contact KLS Sales
 ■ The above specifications are subject to change without prior notice. Please refer to the latest specifications.
 ■ Please contact your direct salesman or sales@cnkls.com / kandy@cnkls.com for detail specification .

DC AXIAL FAN

PHOTO	SIZE (MM)	KLS P/N	BEARING	VOLTAGE (VDC)	CURRENT (A)	SPEED (RPM)	AIR FLOW (CFM)	PRESSURE (mmAq)	NOISE (dBA)	W(g)
	40X40X28	L-KLS22-AV-4028B/SDH5	Sleeve or two ball	5	0.40	8000	11.23	7.32	34.82	35.0
		L-KLS22-AV-4028B/SDM5		5	0.30	6500	9.12	4.75	29.86	35.0
		L-KLS22-AV-4028B/SDL5		5	0.25	5000	7.02	2.81	23.59	35.0
		L-KLS22-AV-4028B/SDH12		12	0.50	13000	24.89	22.01	54.47	35.0
		L-KLS22-AV-4028B/SDM12		12	0.30	10000	16.94	14.32	46.35	35.0
		L-KLS22-AV-4028B/SDL12		12	0.15	8000	11.23	7.32	34.82	35.0
		L-KLS22-AV-4028B/SDH24		24	0.25	13000	24.89	22.01	54.47	35.0
		L-KLS22-AV-4028B/SDM24		24	0.15	10000	16.94	14.32	46.35	35.0
		L-KLS22-AV-4028B/SDL24		24	0.10	8000	11.23	7.32	34.82	35.0
		L-KLS22-AV-4510B/SDH5		5	0.20	8000	11.09	6.49	39.81	15.0
	45X45X10	L-KLS22-AV-4510B/SDM5	Sleeve or two ball	5	0.16	6000	8.32	3.65	32.69	15.0
		L-KLS22-AV-4510B/SDL5		5	0.12	4000	5.47	1.68	28.91	15.0
		L-KLS22-AV-4510B/SDH12		12	0.12	8000	11.09	6.49	39.81	15.0
		L-KLS22-AV-4510B/SDM12		12	0.10	6000	8.32	3.65	32.69	15.0
		L-KLS22-AV-4510B/SDL12		12	0.08	4000	5.47	1.68	28.91	15.0
		L-KLS22-AV-4510B/SDH24		24	0.08	8000	11.09	6.49	39.81	15.0
		L-KLS22-AV-4510B/SDM24		24	0.06	6000	8.32	3.65	32.69	15.0
		L-KLS22-AV-4510B/SDL24		24	0.04	4000	5.47	1.68	28.91	15.0
		L-KLS22-AV-5010B/SDH5		5	0.25	7500	15.66	5.37	37.47	20.0
				50X50X10	L-KLS22-AV-5010B/SDM5	Sleeve or two ball	5	0.20	5500	11.49
L-KLS22-AV-5010B/SDL5	5		0.15		3500		7.30	1.77	22.82	20.0
L-KLS22-AV-5010B/SDH12	12		0.17		7500		15.66	5.37	37.47	20.0
L-KLS22-AV-5010B/SDM12	12		0.12		5500		11.49	3.35	32.06	20.0
L-KLS22-AV-5010B/SDL12	12		0.06		3500		7.30	1.77	22.82	20.0
L-KLS22-AV-5010B/SDH24	24		0.10		7500		15.66	5.37	37.47	20.0
L-KLS22-AV-5010B/SDM24	24		0.08		5500		11.49	3.35	32.06	20.0
L-KLS22-AV-5010B/SDL24	24		0.06		3500		7.30	1.77	22.82	20.0
L-KLS22-AV-5015B/SDH5	5		0.30		6500		18.05	6.97	34.74	29.0
	50X50X15		L-KLS22-AV-5015B/SDM5		Sleeve or two ball		5	0.23	5000	13.89
		L-KLS22-AV-5015B/SDL5	5	0.17		3500	10.85	2.25	23.38	29.0
		L-KLS22-AV-5015B/SDH12	12	0.16		6500	18.05	6.97	34.74	29.0
		L-KLS22-AV-5015B/SDM12	12	0.12		5000	13.89	4.32	28.48	29.0
		L-KLS22-AV-5015B/SDL12	12	0.08		3500	10.85	2.25	23.38	29.0
		L-KLS22-AV-5015B/SDH24	24	0.10		6500	18.05	6.97	34.74	29.0
		L-KLS22-AV-5015B/SDM24	24	0.08		5000	13.89	4.32	28.48	29.0
		L-KLS22-AV-5015B/SDL24	24	0.06		3500	10.85	2.25	23.38	29.0
		L-KLS22-AV-5020B/SDH5	5	0.32		6000	21.71	6.55	35.08	32.0
			50X50X20	L-KLS22-AV-5020B/SDM5		Sleeve or two ball	5	0.26	4500	14.99
L-KLS22-AV-5020B/SDL5	5			0.18	3000		9.99	2.28	21.72	32.0
L-KLS22-AV-5020B/SDH12	12			0.20	6000		21.71	6.55	35.08	32.0
L-KLS22-AV-5020B/SDM12	12			0.15	4500		14.99	4.03	28.80	32.0
L-KLS22-AV-5020B/SDL12	12			0.09	3000		9.99	2.28	21.72	32.0
L-KLS22-AV-5020B/SDH24	24			0.12	6000		21.71	6.55	35.08	32.0
L-KLS22-AV-5020B/SDM24	24			0.08	4500		14.99	4.03	28.80	32.0
L-KLS22-AV-5020B/SDL24	24			0.06	3000		9.99	2.28	21.72	32.0
L-KLS22-AV-6010B/SDH5	5			0.35	5000		21.45	3.89	36.08	27.0
	60X60X10			L-KLS22-AV-6010B/SDM5	Sleeve or two ball		5	0.30	4000	16.90
		L-KLS22-AV-6010B/SDL5	5	0.25		3000	12.30	1.43	23.54	27.0
		L-KLS22-AV-6010B/SDH12	12	0.30		5000	21.45	3.89	36.08	27.0
		L-KLS22-AV-6010B/SDM12	12	0.20		4000	16.90	2.59	30.49	27.0
		L-KLS22-AV-6010B/SDL12	12	0.10		3000	12.30	1.43	23.54	27.0
		L-KLS22-AV-6010B/SDH24	24	0.15		5000	21.45	3.89	36.08	27.0
		L-KLS22-AV-6010B/SDM24	24	0.12		4000	16.90	2.59	30.49	27.0
		L-KLS22-AV-6010B/SDL24	24	0.08		3000	12.30	1.43	23.54	27.0
		L-KLS22-AV-6015B/SDH5	5	0.26		5000	24.79	3.67	37.96	33.0
			60X60X15	L-KLS22-AV-6015B/SDM5		Sleeve or two ball	5	0.20	4000	19.83
L-KLS22-AV-6015B/SDL5	5			0.14	3000		14.67	1.27	28.54	33.0
L-KLS22-AV-6015B/SDH12	12			0.30	5000		24.79	3.67	37.96	33.0
L-KLS22-AV-6015B/SDM12	12			0.20	4000		19.83	2.35	34.63	33.0
L-KLS22-AV-6015B/SDL12	12			0.10	3000		14.67	1.27	28.54	33.0
L-KLS22-AV-6015B/SDH24	24			0.15	5000		24.79	3.67	37.96	33.0
L-KLS22-AV-6015B/SDM24	24			0.12	4000		19.83	2.35	34.63	33.0
L-KLS22-AV-6015B/SDL24	24			0.08	3000		14.67	1.27	28.54	33.0
L-KLS22-AV-6020B/SDH5	5			0.40	5000		24.31	5.66	34.37	49.0
	60X60X20			L-KLS22-AV-6020B/SDM5	Sleeve or two ball		5	0.30	4000	20.28
		L-KLS22-AV-6020B/SDL5	5	0.20		3000	15.21	2.05	22.17	49.0
		L-KLS22-AV-6020B/SDH12	12	0.45		5000	24.31	5.66	34.37	49.0
		L-KLS22-AV-6020B/SDM12	12	0.30		4000	20.28	3.65	29.04	49.0
		L-KLS22-AV-6020B/SDL12	12	0.15		3000	15.21	2.05	22.17	49.0
		L-KLS22-AV-6020B/SDH24	24	0.12		5000	24.31	5.66	34.37	49.0
		L-KLS22-AV-6020B/SDM24	24	0.08		4000	20.28	3.65	29.04	49.0
		L-KLS22-AV-6020B/SDL24	24	0.05		3000	15.21	2.05	22.17	49.0
		L-KLS22-AV-6025B/SDH12	12	0.30		6000	33.98	10.79	45.52	60.0
			60X60X25	L-KLS22-AV-6025B/SDM12		Sleeve or two ball	12	0.20	4500	25.77
L-KLS22-AV-6025B/SDL12	12			0.10	3000		18.48	3.73	27.41	60.0
L-KLS22-AV-6025B/SDH24	24			0.20	6000		33.98	10.79	45.52	60.0
L-KLS22-AV-6025B/SDM24	24			0.15	4500		25.77	6.16	37.21	60.0
L-KLS22-AV-6025B/SDL24	24			0.10	3000		18.48	3.73	27.41	60.0
L-KLS22-AV-6025B/SDH48	48			0.15	6000		33.98	10.79	45.52	60.0
L-KLS22-AV-6025B/SDM48	48			0.10	4500		25.77	6.16	37.21	60.0
L-KLS22-AV-6025B/SDL48	48			0.06	3000		18.48	3.73	27.41	60.0
L-KLS22-AV-6028B/SDH12	12			0.30	6000		24.74	6.28	41.26	68.0
	60X60X28			L-KLS22-AV-6028B/SDM12	Sleeve or two ball		12	0.20	5000	20.62
		L-KLS22-AV-6028B/SDL12	12	0.10		4000	16.50	3.52	32.47	68.0
		L-KLS22-AV-6028B/SDH24	24	0.15		6000	24.74	6.28	41.26	68.0
		L-KLS22-AV-6028B/SDM24	24	0.10		5000	20.62	4.68	37.80	68.0
		L-KLS22-AV-6028B/SDL24	24	0.06		4000	16.50	3.52	32.47	68.0
		L-KLS22-AV-6028B/SDH48	48	0.08		6000	24.74	6.28	41.26	68.0
		L-KLS22-AV-6028B/SDM48	48	0.06		5000	20.62	4.68	37.80	68.0
		L-KLS22-AV-6028B/SDL48	48	0.04		4000	16.50	3.52	32.47	68.0









■ If you need customize, please contact KLS Sales
 ■ The above specifications are subject to change without prior notice. Please refer to the latest specifications.
 ■ Please contact your direct salesman or sales@cnkls.com / kandy@cnkls.com for detail specification .

DC AXIAL FAN

PHOTO	SIZE (MM)	KLS P/N	BEARING	VOLTAGE (VDC)	CURRENT (A)	SPEED (RPM)	AIR FLOW (CFM)	PRESSURE (mmAq)	NOISE (dBA)	W(g)
	60X60X38	L-KLS22-AV-6038B/SDH12	Sleeve or two ball	12	1.00	8000	50.15	24.49	55.32	85.0
		L-KLS22-AV-6038B/SDM12		12	0.75	7000	43.44	19.44	51.28	85.0
		L-KLS22-AV-6038B/SDL12		12	0.52	6000	36.73	13.13	47.63	85.0
		L-KLS22-AV-6038B/SDH24		24	0.50	8000	50.15	24.49	55.32	85.0
		L-KLS22-AV-6038B/SDM24		24	0.39	7000	43.44	19.44	51.28	85.0
		L-KLS22-AV-6038B/SDL24		24	0.25	6000	36.73	13.13	47.63	85.0
		L-KLS22-AV-6038B/SDH48		48	0.26	8000	50.15	24.49	55.32	85.0
		L-KLS22-AV-6038B/SDM48		48	0.19	7000	43.44	19.44	51.28	85.0
		L-KLS22-AV-6038B/SDL48		48	0.12	6000	36.73	13.13	47.63	85.0
	70X70X10	L-KLS22-AV-7010B/SDH5	Sleeve or two ball	5	0.40	5000	34.20	5.06	37.56	33.0
		L-KLS22-AV-7010B/SDM5		5	0.30	4000	27.36	3.24	31.82	33.0
		L-KLS22-AV-7010B/SDL5		5	0.20	3000	20.52	1.82	26.95	33.0
		L-KLS22-AV-7010B/SDH12		12	0.21	5000	34.20	5.06	37.56	33.0
		L-KLS22-AV-7010B/SDM12		12	0.14	4000	27.36	3.24	31.82	33.0
		L-KLS22-AV-7010B/SDL12		12	0.10	3000	20.52	1.82	26.95	33.0
		L-KLS22-AV-7010B/SDH24		24	0.13	5000	34.20	5.06	37.56	33.0
		L-KLS22-AV-7010B/SDM24		24	0.11	4000	27.36	3.24	31.82	33.0
		L-KLS22-AV-7010B/SDL24		24	0.08	3000	20.52	1.82	26.95	33.0
	70X70X15	L-KLS22-AV-7015B/SDH5	Sleeve or two ball	5	0.45	5000	40.79	6.72	39.41	48.0
		L-KLS22-AV-7015B/SDM5		5	0.30	4000	32.63	4.30	33.08	48.0
		L-KLS22-AV-7015B/SDL5		5	0.20	3000	25.32	2.69	28.20	48.0
		L-KLS22-AV-7015B/SDH12		12	0.28	5000	40.79	6.72	39.41	48.0
		L-KLS22-AV-7015B/SDM12		12	0.17	4000	32.63	4.30	33.08	48.0
		L-KLS22-AV-7015B/SDL12		12	0.11	3000	25.32	2.69	28.20	48.0
		L-KLS22-AV-7015B/SDH24		24	0.14	5000	40.79	6.72	39.41	48.0
		L-KLS22-AV-7015B/SDM24		24	0.11	4000	32.63	4.30	33.08	48.0
		L-KLS22-AV-7015B/SDL24		24	0.08	3000	25.32	2.69	28.20	48.0
	70X70X20	L-KLS22-AV-7020B/SDH12	Sleeve or two ball	12	0.48	5000	43.25	7.04	41.15	52.0
		L-KLS22-AV-7020B/SDM12		12	0.24	4000	34.21	4.38	35.76	52.0
		L-KLS22-AV-7020B/SDL12		12	0.15	3000	25.42	2.68	26.85	52.0
		L-KLS22-AV-7020B/SDH24		24	0.25	5000	43.25	7.04	41.15	52.0
		L-KLS22-AV-7020B/SDM24		24	0.15	4000	34.21	4.38	35.76	52.0
		L-KLS22-AV-7020B/SDL24		24	0.10	3000	25.42	2.68	26.85	52.0
	70X70X25	L-KLS22-AV-7025B/SDH12	Sleeve or two ball	12	0.40	5000	49.14	8.85	42.52	63.0
		L-KLS22-AV-7025B/SDM12		12	0.25	4000	39.32	6.71	36.86	63.0
		L-KLS22-AV-7025B/SDL12		12	0.15	3000	29.72	4.81	29.84	63.0
		L-KLS22-AV-7025B/SDH24		24	0.20	5000	49.14	8.85	42.52	63.0
		L-KLS22-AV-7025B/SDM24		24	0.11	4000	39.32	6.71	36.86	63.0
		L-KLS22-AV-7025B/SDL24		24	0.08	3000	29.72	4.81	29.84	63.0
		L-KLS22-AV-7025B/SDH48		48	0.12	5000	49.14	8.85	42.52	63.0
		L-KLS22-AV-7025B/SDM48		48	0.08	4000	39.32	6.71	36.86	63.0
		L-KLS22-AV-7025B/SDL48		48	0.06	3000	29.72	4.81	29.84	63.0
	80X80X10	L-KLS22-AV-8010B/SDH5	Sleeve or two ball	5	0.35	3000	23.45	1.81	30.75	38.0
		L-KLS22-AV-8010B/SDM5		5	0.25	2500	19.68	1.31	26.25	38.0
		L-KLS22-AV-8010B/SDL5		5	0.17	2000	15.58	0.90	22.08	38.0
		L-KLS22-AV-8010B/SDH12		12	0.24	3000	23.45	1.81	30.75	38.0
		L-KLS22-AV-8010B/SDM12		12	0.18	2500	15.58	0.90	22.08	38.0
		L-KLS22-AV-8010B/SDL12		12	0.12	2000	15.58	0.90	22.08	38.0
		L-KLS22-AV-8010B/SDH24		24	0.15	3000	23.45	1.81	30.75	38.0
		L-KLS22-AV-8010B/SDM24		24	0.12	2500	19.68	1.31	26.25	38.0
		L-KLS22-AV-8010B/SDL24		24	0.08	2000	15.58	0.90	22.08	38.0
	80X80X15	L-KLS22-AV-8015B/SDH12	Sleeve or two ball	12	0.17	3000	30.16	2.38	34.57	54.0
		L-KLS22-AV-8015B/SDM12		12	0.12	2500	24.89	1.69	29.80	54.0
		L-KLS22-AV-8015B/SDL12		12	0.08	2000	18.99	1.03	24.15	54.0
		L-KLS22-AV-8015B/SDH24		24	0.11	3000	30.16	2.38	34.57	54.0
		L-KLS22-AV-8015B/SDM24		24	0.08	2500	24.89	1.69	29.80	54.0
		L-KLS22-AV-8015B/SDL24		24	0.05	2000	18.99	1.03	24.15	54.0
	80X80X20	L-KLS22-AV-8020B/SDH12	Sleeve or two ball	12	0.30	4000	42.44	5.50	41.50	60.0
		L-KLS22-AV-8020B/SDM12		12	0.20	3200	33.95	3.55	34.67	60.0
		L-KLS22-AV-8020B/SDL12		12	0.10	2400	25.15	2.03	28.90	60.0
		L-KLS22-AV-8020B/SDH24		24	0.20	4000	42.44	5.50	41.50	60.0
		L-KLS22-AV-8020B/SDM24		24	0.15	3200	33.95	3.55	34.67	60.0
		L-KLS22-AV-8020B/SDL24		24	0.10	2400	25.15	2.03	28.90	60.0
	80X80X25	L-KLS22-AV-8025B/SDH12	Sleeve or two ball	12	0.25	3500	49.59	5.74	37.60	73.0
		L-KLS22-AV-8025B/SDM12		12	0.18	3000	42.51	4.22	33.92	73.0
		L-KLS22-AV-8025B/SDL12		12	0.08	2500	34.55	3.02	28.52	73.0
		L-KLS22-AV-8025B/SDH24		24	0.50	5500	76.02	14.61	48.35	73.0
		L-KLS22-AV-8025B/SDM24		24	0.30	4500	64.96	9.92	43.60	73.0
		L-KLS22-AV-8025B/SDL24		24	0.15	3500	49.59	5.74	37.60	73.0
		L-KLS22-AV-8025B/SDH48		48	0.16	5500	76.02	14.61	48.35	73.0
		L-KLS22-AV-8025B/SDM48		48	0.12	4500	64.96	9.92	43.60	73.0
		L-KLS22-AV-8025B/SDL48		48	0.08	3500	49.59	5.74	37.60	73.0
	80X80X32	L-KLS22-AV-8032B/SDH12	Sleeve or two ball	12	1.55	6000	76.25	18.18	49.23	95.0
		L-KLS22-AV-8032B/SDM12		12	0.85	5000	65.26	11.67	44.06	95.0
		L-KLS22-AV-8032B/SDL12		12	0.45	4000	59.23	5.85	37.15	95.0
		L-KLS22-AV-8032B/SDH24		24	0.78	6000	76.25	18.18	49.23	95.0
		L-KLS22-AV-8032B/SDM24		24	0.45	5000	65.26	11.67	44.06	95.0
		L-KLS22-AV-8032B/SDL24		24	0.25	4000	59.23	5.85	37.15	95.0
		L-KLS22-AV-8032B/SDH48		48	0.30	6000	76.25	18.18	49.23	95.0
		L-KLS22-AV-8032B/SDM48		48	0.20	5000	65.26	11.67	44.06	95.0
		L-KLS22-AV-8032B/SDL48		48	0.10	4000	59.23	5.85	37.15	95.0



■ If you need customize, please contact KLS Sales
 ■ The above specifications are subject to change without prior notice. Please refer to the latest specifications.
 ■ Please contact your direct salesman or sales@cnkls.com / kandy@cnkls.com for detail specification .

DC AXIAL FAN

PHOTO	SIZE (MM)	KLS P/N	BEARING	VOLTAGE (VDC)	CURRENT (A)	SPEED (RPM)	AIR FLOW (CFM)	PRESSURE (mmAq)	NOISE (dBA)	W(g)			
	80X80X38	L-KLS22-AV-8038B/SDD12	Sleeve or two ball	12	2.00	7500	101.13	31.89	58.58	180.0			
		L-KLS22-AV-8038B/SDH12		12	0.50	5000	67.12	14.88	49.86	180.0			
		L-KLS22-AV-8038B/SDM12		12	0.30	4000	53.73	9.52	43.52	180.0			
		L-KLS22-AV-8038B/SDL12		12	0.20	3000	40.27	6.36	36.66	180.0			
		L-KLS22-AV-8038B/SDD24		24	1.00	7500	101.13	31.89	58.58	180.0			
		L-KLS22-AV-8038B/SDH24		24	0.45	5000	67.12	14.88	49.86	180.0			
		L-KLS22-AV-8038B/SDM24		24	0.35	4000	53.73	9.52	43.52	180.0			
		L-KLS22-AV-8038B/SDL24		24	0.25	3000	40.27	6.36	36.66	180.0			
		L-KLS22-AV-8038B/SDD48		48	0.50	7500	101.13	31.89	58.58	180.0			
		L-KLS22-AV-8038B/SDH48		48	0.30	5000	67.12	14.88	49.86	180.0			
		L-KLS22-AV-8038B/SDM48		48	0.20	4000	53.73	9.52	43.52	180.0			
		L-KLS22-AV-8038B/SDL48		48	0.10	3000	40.27	6.36	36.66	180.0			
	92X92X25	L-KLS22-AV-9225B/SDD12	Sleeve or two ball	12	0.50	4500	84.21	8.56	45.14	85.0			
		L-KLS22-AV-9225B/SDH12		12	0.30	3000	57.94	4.88	33.46	85.0			
		L-KLS22-AV-9225B/SDM12		12	0.16	2500	46.46	2.85	28.58	85.0			
		L-KLS22-AV-9225B/SDL12		12	0.10	2000	39.87	1.90	25.87	85.0			
		L-KLS22-AV-9225B/SDD24		24	0.40	4500	84.21	8.56	45.14	85.0			
		L-KLS22-AV-9225B/SDH24		24	0.30	4000	73.96	7.42	40.46	85.0			
		L-KLS22-AV-9225B/SDM24		24	0.20	3500	64.71	5.68	36.80	85.0			
		L-KLS22-AV-9225B/SDL24		24	0.10	2000	39.87	1.90	25.87	85.0			
		L-KLS22-AV-9225B/SDD48		48	0.20	4500	84.21	8.56	45.14	85.0			
		L-KLS22-AV-9225B/SDH48		48	0.15	4000	73.96	7.42	40.46	85.0			
		L-KLS22-AV-9225B/SDM48		48	0.12	3500	64.71	5.68	36.80	85.0			
		L-KLS22-AV-9225B/SDL48		48	0.08	2000	39.87	1.90	25.87	85.0			
	92X92X32	L-KLS22-AV-9232B/SDH12	Sleeve or two ball	12	0.50	5000	105.94	16.80	52.12	200.0			
		L-KLS22-AV-9232B/SDM12		12	0.30	4000	83.95	10.56	46.39	200.0			
		L-KLS22-AV-9232B/SDL12		12	0.20	3000	69.72	6.41	38.32	200.0			
		L-KLS22-AV-9232B/SDH24		24	0.40	5000	105.94	16.80	52.12	200.0			
		L-KLS22-AV-9232B/SDM24		24	0.25	4000	83.95	10.56	46.39	200.0			
		L-KLS22-AV-9232B/SDL24		24	0.15	3000	69.72	6.41	38.32	200.0			
		L-KLS22-AV-9232B/SDH48		48	0.20	5000	105.94	16.80	52.12	200.0			
		L-KLS22-AV-9232B/SDM48		48	0.15	4000	83.95	10.56	46.39	200.0			
		L-KLS22-AV-9232B/SDL48		48	0.10	3000	69.72	6.41	38.32	200.0			
				92X92X38	L-KLS22-AV-9238B/SDH12	Sleeve or two ball	12	0.60	4800	112.54	15.22	52.14	226.0
					L-KLS22-AV-9238B/SDM12		12	0.45	4000	92.97	11.86	48.36	266.0
					L-KLS22-AV-9238B/SDL12		12	0.30	3000	69.73	7.67	39.49	266.0
L-KLS22-AV-9238B/SDD24	24		0.55		5500		128.96	19.98	56.44	226.0			
L-KLS22-AV-9238B/SDH24	24		0.35		5000		117.23	18.51	53.12	226.0			
L-KLS22-AV-9238B/SDM24	24		0.25		4000		92.97	11.86	48.36	266.0			
L-KLS22-AV-9238B/SDL24	24		0.15		3000		69.73	7.67	39.49	266.0			
L-KLS22-AV-9238B/SDD48	48		0.30		5500		128.96	19.98	56.44	226.0			
L-KLS22-AV-9238B/SDH48	48		0.25		5000		117.23	18.51	53.12	226.0			
L-KLS22-AV-9238B/SDM48	48		0.15		4000		92.97	11.86	48.36	266.0			
L-KLS22-AV-9238B/SDL48	48		0.10		3000		69.73	7.67	39.49	266.0			
	120X120X25		L-KLS22-AV-1225B/SDH5		Sleeve or two ball		5	0.50	2000	79.75	2.57	32.48	148.0
		L-KLS22-AV-1225B/SDM5	5	0.30		1800	66.05	2.01	28.12	148.0			
		L-KLS22-AV-1225B/SDL5	5	0.20		1500	52.58	1.37	24.43	148.0			
		L-KLS22-AV-1225B/SDH12	12	0.30		2500	93.52	3.69	37.81	148.0			
		L-KLS22-AV-1225B/SDM12	12	0.20		2000	79.75	2.57	32.48	148.0			
		L-KLS22-AV-1225B/SDL12	12	0.12		1500	52.58	1.37	24.43	148.0			
		L-KLS22-AV-1225B/SDH18	18	0.30		2500	93.52	3.69	37.81	148.0			
		L-KLS22-AV-1225B/SDM18	18	0.25		2000	79.75	2.57	32.48	148.0			
		L-KLS22-AV-1225B/SDL18	18	0.20		1500	52.58	1.37	24.43	148.0			
		L-KLS22-AV-1225B/SDH24	24	0.40		4300	132.58	13.64	51.05	148.0			
		L-KLS22-AV-1225B/SDM24	24	0.30		3000	87.25	6.27	40.12	148.0			
		L-KLS22-AV-1225B/SDL24	24	0.15		2000	59.75	2.57	30.48	148.0			
L-KLS22-AV-1225B/SDH48	48	0.20	4200	132.58	13.64	51.05	148.0						
L-KLS22-AV-1225B/SDM48	48	0.15	3000	87.25	6.27	40.12	148.0						
L-KLS22-AV-1225B/SDL48	48	0.10	2000	59.75	2.57	30.48	148.0						
	120X120X32	L-KLS22-AV-1232B/SDH12	Sleeve or two ball	12	0.60	3500	139.09	9.47	48.68	200.0			
		L-KLS22-AV-1232B/SDM12		12	0.50	3000	117.53	7.28	45.68	200.0			
		L-KLS22-AV-1232B/SDL12		12	0.32	2500	95.79	5.21	39.63	200.0			
		L-KLS22-AV-1232B/SDH24		24	0.40	3500	139.09	9.47	48.68	200.0			
		L-KLS22-AV-1232B/SDM24		24	0.30	3000	117.53	7.28	45.68	200.0			
		L-KLS22-AV-1232B/SDL24		24	0.20	2500	95.79	5.21	39.63	200.0			
		L-KLS22-AV-1232B/SDH48		48	0.20	3500	139.09	9.47	48.68	200.0			
		L-KLS22-AV-1232B/SDM48		48	0.15	3000	117.53	7.28	45.68	200.0			
		L-KLS22-AV-1232B/SDL48		48	0.10	2500	95.79	5.21	39.63	200.0			
				120X120X38	L-KLS22-AV-1238B/SDH12	Sleeve or two ball	12	0.70	3800	163.07	12.57	53.71	265.0
					L-KLS22-AV-1238B/SDM12		12	0.40	3200	139.78	9.14	49.81	265.0
					L-KLS22-AV-1238B/SDL12		12	0.30	2600	116.75	6.24	42.68	265.0
L-KLS22-AV-1238B/SDH24	24		0.60		3800		163.07	12.57	53.71	265.0			
L-KLS22-AV-1238B/SDM24	24		0.40		3200		139.78	9.14	49.81	265.0			
L-KLS22-AV-1238B/SDL24	24		0.20		2600		116.75	6.24	42.68	265.0			
L-KLS22-AV-1238B/SDH48	48		0.30		3800		163.07	12.57	53.71	265.0			
L-KLS22-AV-1238B/SDM48	48		0.20		3200		139.78	9.14	49.81	265.0			
L-KLS22-AV-1238B/SDL48	48		0.10		2600		116.75	6.24	42.68	265.0			
	140X140X25		L-KLS22-AV-1425B/SDH12		Sleeve or two ball		12	0.30	2000	91.25	3.52	37.30	167.0
			L-KLS22-AV-1425B/SDM12				12	0.25	1700	77.41	3.24	32.47	167.0
			L-KLS22-AV-1425B/SDL12				12	0.20	1400	63.75	2.26	29.85	167.0
		L-KLS22-AV-1425B/SDH24	24	0.23		2000	91.25	3.52	37.30	167.0			
		L-KLS22-AV-1425B/SDM24	24	0.18		1700	77.41	3.24	32.47	167.0			
		L-KLS22-AV-1425B/SDL24	24	0.13		1400	63.75	2.26	29.85	167.0			

■ If you need customize, please contact KLS Sales
 ■ The above specifications are subject to change without prior notice. Please refer to the latest specifications.
 ■ Please contact your direct salesman or sales@cnkls.com / kandy@cnkls.com for detail specification .

DC AXIAL FAN








PHOTO	SIZE (MM)	KLS P/N	BEARING	VOLTAGE (VDC)	CURRENT (A)	SPEED (RPM)	AIR FLOW (CFM)	PRESSURE (mmAq)	NOISE (dBA)	W(g)			
	172X150X51	L-KLS22-AV-1751B/SDD12	Sleeve or two ball	12	2.80	4000	296.50	24.04	74.40	760.0			
		L-KLS22-AV-1751B/SDH12		12	2.00	3500	266.70	19.48	67.30	760.0			
		L-KLS22-AV-1751B/SDM12		12	1.20	3000	222.60	13.54	55.80	760.0			
		L-KLS22-AV-1751B/SDL12		12	0.80	2500	185.20	9.40	46.50	760.0			
		L-KLS22-AV-1751B/SDD24		24	1.50	4000	296.50	24.04	74.40	760.0			
		L-KLS22-AV-1751B/SDH24		24	1.00	3500	266.70	19.48	67.30	760.0			
		L-KLS22-AV-1751B/SDM24		24	0.60	3000	222.60	13.54	55.80	760.0			
		L-KLS22-AV-1751B/SDL24		24	0.40	2500	185.20	9.40	46.50	760.0			
		L-KLS22-AV-1751B/SDD48		48	0.80	4000	296.50	24.04	74.40	760.0			
		L-KLS22-AV-1751B/SDH48		48	0.60	3500	266.70	19.48	67.30	760.0			
		L-KLS22-AV-1751B/SDM48		48	0.35	3000	222.60	13.54	55.80	760.0			
		L-KLS22-AV-1751B/SDL48		48	0.25	2500	185.20	9.40	46.50	760.0			
				200X200X60	L-KLS22-AV-2060B/SDD24	Sleeve or two ball	24	2.00	2800	595.20	65.60	74.40	1520.0
					L-KLS22-AV-2060B/SDH24		24	1.50	2500	532.40	58.20	67.60	1520.0
L-KLS22-AV-2060B/SDM24	24		1.00		2200		467.10	51.50	55.80	1520.0			
L-KLS22-AV-2060B/SDL24	24		0.70		2000		425.90	46.40	46.50	1520.0			
L-KLS22-AV-2060B/SDD48	48		1.10		2800		595.20	65.60	74.40	1520.0			
L-KLS22-AV-2060B/SDH48	48		0.80		2500		532.40	58.20	67.60	1520.0			
L-KLS22-AV-2060B/SDM48	48		0.60		2200		467.10	51.50	55.80	1520.0			
L-KLS22-AV-2060B/SDL48	48		0.40		2000		425.90	46.40	46.50	1520.0			

■ If you need customize, please contact KLS Sales

■ The above specifications are subject to change without prior notice. Please refer to the latest specifications.

■ Please contact your direct salesman or sales@cnkls.com / kandy@cnkls.com for detail specification .

EC AXIAL FAN

PHOTO	SIZE (MM)	KLS P/N	BEARING	VOLTAGE (VDC)	CURRENT (A)	SPEED (RPM)	AIR FLOW (CFM)	PRESSURE (mmAq)	NOISE (dBA)	W(g)
	60X60X28	L-KLS22-AV-6028B/SEH110-220	Sleeve or two ball	110-220	2.50	4500	23.50	5.00	31.50	68.0
		L-KLS22-AV-6028B/SEM110-220		110-220	2.00	3500	18.28	3.63	25.50	68.0
		L-KLS22-AV-6028B/SEL110-220		110-220	1.00	2500	13.06	1.85	20.46	68.0
	60X60X38	L-KLS22-AV-6038B/SEH110-220	Sleeve or two ball	110-220	2.50	4000	24.47	7.87	38.20	85.0
		L-KLS22-AV-6038B/SEM110-220		110-220	2.00	3000	18.35	5.30	31.24	85.0
		L-KLS22-AV-6038B/SEL110-220		110-220	1.50	2000	12.23	3.47	23.36	85.0
	80X80X38	L-KLS22-AV-8038B/SEH110-220	Sleeve or two ball	110-220	5.00	4000	53.73	8.52	43.52	180.0
		L-KLS22-AV-8038B/SEM110-220		110-220	4.00	3200	42.98	6.45	38.19	180.0
		L-KLS22-AV-8038B/SEL110-220		110-220	3.00	2500	33.58	4.33	32.29	180.0
	92X92X38	L-KLS22-AV-9238B/SEH110-220	Sleeve or two ball	110-220	5.00	3500	76.34	7.71	45.96	226.0
		L-KLS22-AV-9238B/SEM110-220		110-220	4.00	3000	65.44	5.66	42.27	266.0
		L-KLS22-AV-9238B/SEL110-220		110-220	3.00	2500	54.53	3.93	37.92	266.0
	120X120X38	L-KLS22-AV-1238B/SEH110-220	Sleeve or two ball	110-220	9.00	3000	119.47	7.84	44.47	265.0
		L-KLS22-AV-1238B/SEM110-220		110-220	7.00	2700	107.54	6.35	41.95	265.0
		L-KLS22-AV-1238B/SEL110-220		110-220	5.00	2400	95.59	5.02	39.14	265.0
	172X150X51	L-KLS22-AV-1751B/SEH110-220	Sleeve or two ball	110-220	25.00	3000	222.60	13.54	55.80	760.0
		L-KLS22-AV-1751B/SEM110-220		110-220	15.00	2500	185.00	9.40	46.50	760.0
		L-KLS22-AV-1751B/SEL110-220		110-220	10.00	2000	148.00	6.02	41.17	760.0
	200X200X60	L-KLS22-AV-2060B/SEH110-220	Sleeve or two ball	110-220	25.00	2500	532.40	58.20	67.60	1520.0
		L-KLS22-AV-2060B/SEM110-220		110-220	15.00	2200	467.10	51.50	55.80	1520.0
		L-KLS22-AV-2060B/SEL110-220		110-220	10.00	2000	425.90	46.40	46.50	1520.0

■ If you need customize, please contact KLS Sales

■ The above specifications are subject to change without prior notice. Please refer to the latest specifications.

■ Please contact your direct salesman or sales@cnkls.com / kandy@cnkls.com for detail specification .

AC AXIAL FAN




PHOTO	SIZE (MM)	KLS P/N	BEARING	VOLTAGE (VDC)	CURRENT (A)	SPEED (RPM)	AIR FLOW (CFM)	PRESSURE (mmAq)	NOISE (dBA)	W(g)
	60X60X30	L-KLS22-AV-6030B/SAH110-125	Sleeve or Two Ball	100-125	0.035/0.042	2550/3100	8.1/10.3	1.7/2.8	27/28	145
		L-KLS22-AV-6030B/SAH220-240		220-240	0.022/0.020	2550/3100	8.1/10.3	1.7/2.8	27/28	145
	80X80X25	L-KLS22-AV-8025B/SAH110-125	Sleeve or Two Ball	100-125	0.12/0.10	2500/3000	18/22	3.3/4.8	29/33	208
		L-KLS22-AV-8025B/SAH220-240		220-240	0.08/0.07	2500/3000	18/22	3.3/4.8	29/33	208
		L-KLS22-AV-8025B/SAM110-125		100-125	0.09/0.08	2200/2400	15/18	2.9/3.4	23/28	208
		L-KLS22-AV-8025B/SAM220-240		220-240	0.06/0.06	2200/2400	15/18	2.9/3.4	23/28	208
	80X80X38	L-KLS22-AV-8038B/SAH110-125	Sleeve or Two Ball	100-125	0.15/0.13	2400/2900	24/31	3.3/4.8	31/35	340
		L-KLS22-AV-8038B/SAH220-240		220-240	0.11/0.10	2400/2900	24/31	3.3/4.8	31/35	340
		L-KLS22-AV-8038B/SAM110-125		100-125	0.13/0.11	2200/2400	22/23	3.1/3.6	27/31	340
		L-KLS22-AV-8038B/SAM220-240		220-240	0.09/0.08	2200/2400	22/23	3.1/3.6	27/31	340
		L-KLS22-AV-8038B/SAL110-125		100-125	0.10/0.09	1800/1600	18/17	2.9/2.7	19/17	340
		L-KLS22-AV-8038B/SAL220-240		220-240	0.08/0.07	1800/1600	18/17	2.9/2.7	19/17	340
		L-KLS22-AV-8038B/SAH110-125		100-125	0.12/0.10	2500/2900	30/37	3.3/4.8	32/37	240
		L-KLS22-AV-8038B/SAH220-240		220-240	0.08/0.07	2500/2900	30/37	3.3/4.8	32/37	240
	92X92X25	L-KLS22-AV-8038B/SAM110-125	Sleeve or Two Ball	100-125	0.09/0.08	2300/2600	25/30	3.0/3.5	25/33	240
		L-KLS22-AV-8038B/SAM220-240		220-240	0.07/0.06	2300/2600	25/30	3.0/3.5	25/33	240
		L-KLS22-AV-8038B/SAL110-125		100-125	0.07/0.07	2000/2200	21/22	2.7/2.6	22/24	240
		L-KLS22-AV-8038B/SAL220-240		220-240	0.05/0.05	2000/2200	21/22	2.7/2.6	22/24	240
		L-KLS22-AV-9238B/SAH110-125		100-125	0.16/0.14	2400/2900	42/50	4.5/5.5	35/40	350
		L-KLS22-AV-9238B/SAH220-240		220-240	0.12/0.11	2400/2900	42/50	4.5/5.5	35/40	350
	92X92X38	L-KLS22-AV-9238B/SAM110-125	Sleeve or Two Ball	100-125	0.13/0.11	2200/2400	38/42	3.5/4.2	31/35	350
		L-KLS22-AV-9238B/SAM220-240		220-240	0.09/0.08	2200/2400	38/42	3.5/4.2	31/35	350
		L-KLS22-AV-9238B/SAL110-125		100-125	0.09/0.09	1800/1600	28/26	3.0/2.7	25/20	350
		L-KLS22-AV-9238B/SAL220-240		220-240	0.08/0.07	1800/1600	28/26	3.0/2.7	25/20	350
		L-KLS22-AV-1225B/SAH110-125		100-125	0.19/0.18	2200/2400	66/78	3.6/4.0	38/40	370
		L-KLS22-AV-1225B/SAH220-240		220-240	0.09/0.09	2200/2400	66/78	3.6/4.0	38/40	370
	120X120X25	L-KLS22-AV-1225B/SAM110-125	Sleeve or Two Ball	100-125	0.16/0.15	2000/2000	58/58	3.0/3.0	35/35	370
		L-KLS22-AV-1225B/SAM220-240		220-240	0.07/0.07	2000/2000	58/58	3.0/3.0	35/35	370
		L-KLS22-AV-1225B/SAL110-125		100-125	0.13/0.11	1800/1700	50/48	2.8/2.7	30/29	370
		L-KLS22-AV-1225B/SAL220-240		220-240	0.05/0.05	1800/1700	50/48	2.8/2.7	30/29	370
		L-KLS22-AV-1238B/SAH110-125-5B		100-125	0.22/0.18	2650/3000	91/113	6.7/7.6	40/45	530
	120X120X38	L-KLS22-AV-1238B/SAH220-240-5B	Sleeve or Two Ball	220-240	0.12/0.11	2650/3000	91/113	6.7/7.6	40/45	530
		L-KLS22-AV-1238B/SAM110-125-5B		100-125	0.17/0.15	2400/2200	75/70	5.6/5.0	37/35	530
		L-KLS22-AV-1238B/SAM220-240-5B		220-240	0.09/0.08	2400/2200	75/70	5.6/5.0	37/35	530
		L-KLS22-AV-1238B/SAL110-125-5B		100-125	0.14/0.12	2000/1800	66/60	4.8/4.5	30/29	530
		L-KLS22-AV-1238B/SAL220-240-5B		220-240	0.08/0.08	2000/1800	66/60	4.8/4.5	30/29	530
	120X120X38	L-KLS22-AV-1238B/SAH110-125-7B	Sleeve or Two Ball	100-125	0.22/0.18	2550/2900	96/119	6.7/8.0	40/45	540
		L-KLS22-AV-1238B/SAH220-240-7B		220-240	0.12/0.11	2550/2900	96/119	6.7/8.0	40/45	540
		L-KLS22-AV-1238B/SAM110-125-7B		100-125	0.17/0.15	2400/2200	85/78	4.9/4.5	37/35	540
		L-KLS22-AV-1238B/SAM220-240-7B		220-240	0.09/0.08	2400/2200	85/78	4.9/4.5	37/35	540
		L-KLS22-AV-1238B/SAL110-125-7B		100-125	0.14/0.12	2000/1800	74/64	4.0/3.7	30/29	540
		L-KLS22-AV-1238B/SAL220-240-7B		220-240	0.08/0.08	2000/1800	74/64	4.0/3.7	30/29	540
	150X150X50	L-KLS22-AV-1550B/SAH110-125	Sleeve or Two Ball	100-125	0.50/0.45	2600/3000	190/235	16.0/17.8	45/50	880
		L-KLS22-AV-1550B/SAH220-240		220-240	0.22/0.21	2600/3000	190/235	16.0/17.8	45/50	880
		L-KLS22-AV-1550B/SAM110-125		100-125	0.41/0.39	2400/2300	170/160	15.0/14.0	41/40	880
		L-KLS22-AV-1550B/SAM220-240		220-240	0.19/0.18	2400/2300	170/160	15.0/14.0	41/40	880
		L-KLS22-AV-1550B/SAL110-125		100-125	0.35/0.35	1900/1500	125/105	8.0/6.0	32/30	880
		L-KLS22-AV-1550B/SAL220-240		220-240	0.16/0.16	1900/1500	125/105	8.0/6.0	32/30	880
	158X158X50	L-KLS22-AV-1550B/SAH110-125-C	Two Ball	100-125	0.26/0.28	2700/3150	225/250	16.0/18.0	54/55	880
		L-KLS22-AV-1550B/SAH220-240-C		220-240	0.14/0.15	2700/3150	225/250	16.0/18.0	54/55	880
	172X150X51	L-KLS22-AV-1751B/SAH110-125-5B	Sleeve or Two Ball	100-125	0.50/0.45	2600/3000	190/235	16.0/17.8	45/50	850
		L-KLS22-AV-1751B/SAH220-240-5B		220-240	0.22/0.21	2600/3000	190/235	16.0/17.8	45/50	850
		L-KLS22-AV-1751B/SAM110-125-5B		100-125	0.41/0.39	2400/2300	170/160	15.0/14.0	41/40	850
		L-KLS22-AV-1751B/SAM220-240-5B		220-240	0.19/0.18	2400/2300	170/160	15.0/14.0	41/40	850
		L-KLS22-AV-1751B/SAL110-125-5B		100-125	0.35/0.35	1900/1500	125/105	8.0/6.0	32/30	850
		L-KLS22-AV-1751B/SAL220-240-5B		220-240	0.16/0.16	1900/1500	125/105	8.0/6.0	32/30	850
	172X150X51	L-KLS22-AV-1751B/SAH110-125-7B	Sleeve or Two Ball	100-125	0.50/0.45	2600/3000	206/251	17.0/18.0	45/50	880
		L-KLS22-AV-1751B/SAH220-240-7B		220-240	0.22/0.21	2600/3000	206/251	17.0/18.0	45/50	880
		L-KLS22-AV-1751B/SAM110-125-7B		100-125	0.41/0.39	2400/2300	185/175	15.0/14.0	41/40	880
		L-KLS22-AV-1751B/SAM220-240-7B		220-240	0.19/0.18	2400/2300	185/175	15.0/14.0	41/40	880
		L-KLS22-AV-1751B/SAL110-125-7B		100-125	0.35/0.35	1900/1500	140/130	8.0/6.0	32/30	880
		L-KLS22-AV-1751B/SAL220-240-7B		220-240	0.16/0.16	1900/1500	140/130	8.0/6.0	32/30	880
	172X150X51	L-KLS22-AV-1550BAH110-125-C	Two Ball	100-125	0.35/0.40	2800/3200	250/293	16.0/20.0	56/61	900
		L-KLS22-AV-1550BAH220-240-C		220-240	0.20/0.21	2800/3200	250/293	16.0/20.0	56/61	900
		L-KLS22-AV-1550BAM110-125-C		100-125	0.26/0.29	2400/2300	200/191	12.0/11.0	51/50	900
		L-KLS22-AV-1550BAM220-240-C		220-240	0.16/0.17	2400/2300	200/191	12.0/11.0	51/50	900

■ If you need customize, please contact KLS Sales













■ The above specifications are subject to change without prior notice. Please refer to the latest specifications.

■ Please contact your direct salesman or sales@cnkls.com / kandy@cnkls.com for detail specification.

AC AXIAL FAN

PHOTO	SIZE (MM)	KLS P/N	BEARING	VOLTAGE (VDC)	CURRENT (A)	SPEED (RPM)	AIR FLOW (CFM)	PRESSURE (mmAq)	NOISE (dBA)	W(g)
	200X200X60	L-KLS22-AV-2060BAH110-125	Two Ball	100-125	0.56/0.56	2600/3000	370/420	25.0/33.0	58/63	1700
		L-KLS22-AV-2060BAH220-240		220-240	0.28/0.28	2600/3000	370/420	25.0/33.0	58/63	1700
	Φ210X72	L-KLS22-AV-1550BAH110-125-C	Two Ball	100-125	0.40/0.50	2600/3000	459/529	48.0/58.0	70/75	1700
		L-KLS22-AV-1550BAH220-240-C		220-240	0.24/0.28	2600/3000	459/529	48.0/58.0	70/75	1700
	Φ220X60	L-KLS22-AV-2260BAH110-125	Two Ball	100-125	0.56/0.56	2600/3000	400/450	28.0/36.0	61/66	1400
		L-KLS22-AV-2260BAH220-240		220-240	0.28/0.28	2600/3000	400/450	28.0/36.0	61/66	1400

DC AXIAL FAN

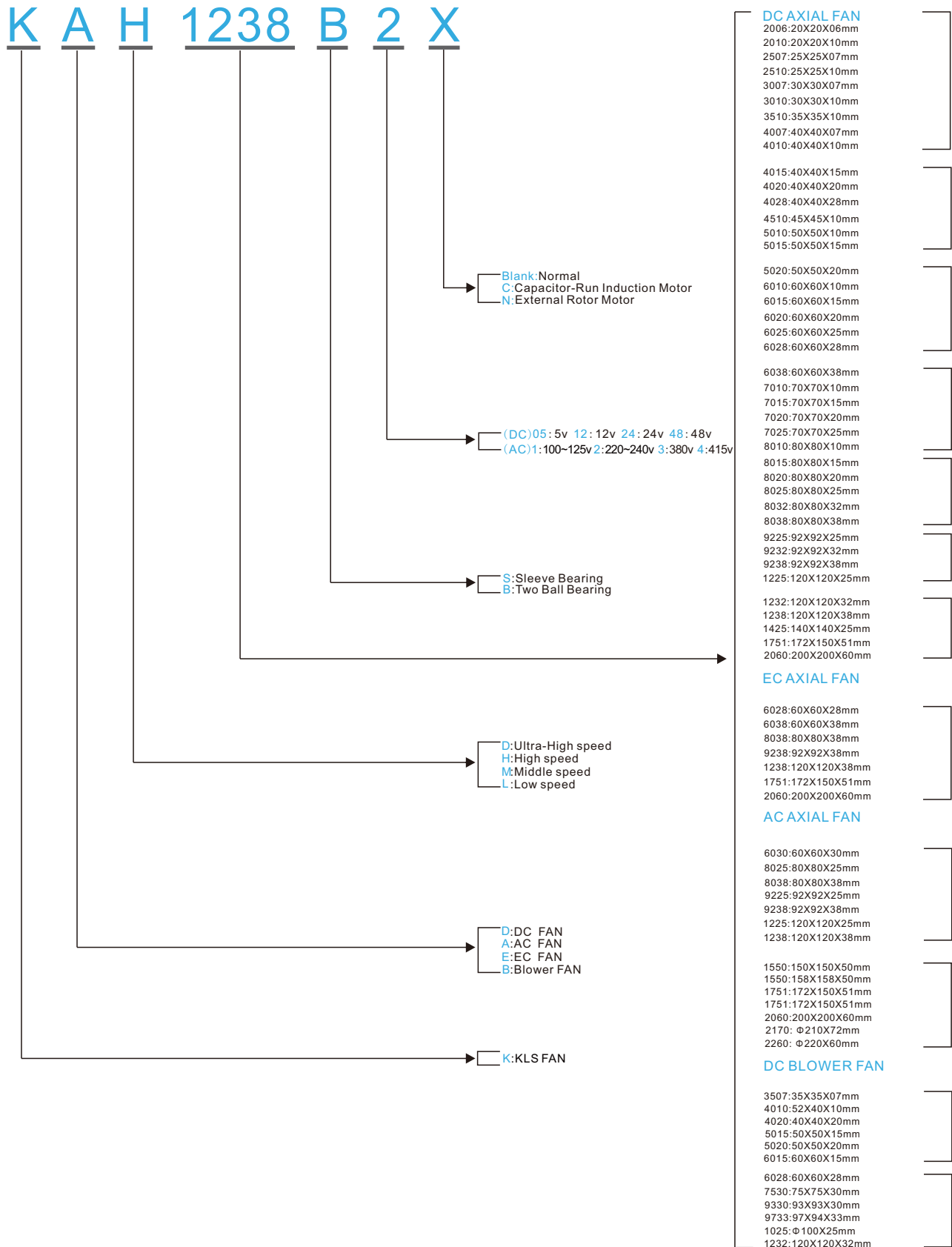
PHOTO	SIZE (MM)	KLS P/N	BEARING	VOLTAGE (VDC)	CURRENT (A)	SPEED (RPM)	AIR FLOW (CFM)	PRESSURE (mmAq)	NOISE (dBA)	W(g)
	35X35X07	L-KLS22-AV-3507/SBH5	Sleeve	5	0.20	6500	1.20	6.50	27.90	15.0
		L-KLS22-AV-3507/SBM5		5	0.15	5500	1.10	4.80	25.60	15.0
		L-KLS22-AV-3507/SBL5		5	0.10	4500	0.85	3.40	23.40	15.0
		L-KLS22-AV-3507/SBH12		12	0.15	7000	1.20	6.40	27.90	15.0
		L-KLS22-AV-3507/SBM12		12	0.10	5500	1.10	4.80	25.60	15.0
	52X*40X10	L-KLS22-AV-3507/SBL12	Sleeve or Two ball	12	0.06	4500	0.85	3.40	23.40	15.0
		L-KLS22-AV-4010B/SBH5		5	0.25	5500	2.71	9.07	30.80	21.0
		L-KLS22-AV-4010B/SBM5		5	0.20	4500	2.20	6.08	26.10	21.0
		L-KLS22-AV-4010B/SBL5		5	0.15	4000	1.97	4.80	23.20	21.0
		L-KLS22-AV-4010B/SBH12		12	0.20	6000	2.96	10.80	32.90	21.0
	40X40X20	L-KLS22-AV-4010B/SBM12	Sleeve or Two ball	12	0.15	5000	2.46	7.50	28.50	21.0
		L-KLS22-AV-4010B/SBL12		12	0.10	4000	1.97	4.80	23.20	21.0
		L-KLS22-AV-4020B/SBH5		5	0.26	6000	4.02	8.71	31.56	24.0
		L-KLS22-AV-4020B/SBM5		5	0.20	4500	3.11	5.62	27.15	24.0
		L-KLS22-AV-4020B/SBL5		5	0.14	3000	2.20	3.00	21.40	24.0
		L-KLS22-AV-4020B/SBH12		12	0.15	6000	4.02	8.71	31.56	24.0
		L-KLS22-AV-4020B/SBM12		12	0.11	4500	3.11	5.62	27.15	24.0
		L-KLS22-AV-4020B/SBL12		12	0.07	3000	2.20	3.00	21.40	24.0
		L-KLS22-AV-4020B/SBH24		24	0.10	6000	4.02	8.71	31.56	24.0
		L-KLS22-AV-4020B/SBM24		24	0.08	4500	3.11	5.62	27.15	24.0
	50X50X15	L-KLS22-AV-4020B/SBL24	Sleeve or Two ball	24	0.05	3000	2.20	3.00	21.40	24.0
		L-KLS22-AV-5015B/SBH5		5	0.30	4500	3.80	11.30	37.00	25.0
		L-KLS22-AV-5015B/SBM5		5	0.23	4000	3.40	7.40	35.00	25.0
		L-KLS22-AV-5015B/SBL5		5	0.17	3500	3.05	5.50	31.00	25.0
		L-KLS22-AV-5015B/SBH12		12	0.20	6000	5.28	16.50	44.00	25.0
		L-KLS22-AV-5015B/SBM12		12	0.10	5000	4.40	11.50	41.00	25.0
		L-KLS22-AV-5015B/SBL12		12	0.06	4000	3.40	7.40	35.00	25.0
		L-KLS22-AV-5015B/SBH24		24	0.20	6000	5.28	16.50	44.00	25.0
		L-KLS22-AV-5015B/SBM24		24	0.15	5000	4.40	11.50	41.00	25.0
		L-KLS22-AV-5015B/SBL24		24	0.10	4000	3.40	7.40	35.00	25.0
	50X50X20	L-KLS22-AV-5020B/SBH5	Sleeve or Two ball	5	0.50	6000	8.20	13.90	41.68	30.0
		L-KLS22-AV-5020B/SBM5		5	0.40	5000	6.80	9.60	37.00	30.0
		L-KLS22-AV-5020B/SBL5		5	0.30	4000	4.50	7.40	32.10	30.0
		L-KLS22-AV-5020B/SBH12		12	0.25	6000	8.20	13.90	41.68	30.0
		L-KLS22-AV-5020B/SBM12		12	0.20	5000	6.80	9.60	37.00	30.0
		L-KLS22-AV-5020B/SBL12		12	0.15	4000	4.50	7.40	32.10	30.0
		L-KLS22-AV-5020B/SBH24		24	0.18	6000	8.20	13.90	41.68	30.0
		L-KLS22-AV-5020B/SBM24		24	0.14	5000	6.80	9.60	37.00	30.0
		L-KLS22-AV-5020B/SBL24		24	0.10	4000	4.50	7.40	32.10	30.0
		L-KLS22-AV-6015B/SBH5		5	0.45	4500	4.45	15.53	40.60	35.0
	60X60X15	L-KLS22-AV-6015B/SBM5	Sleeve or Two ball	5	0.35	4000	3.85	11.50	37.90	35.0
		L-KLS22-AV-6015B/SBL5		5	0.25	3500	3.55	10.80	33.40	35.0
		L-KLS22-AV-6015B/SBH12		12	0.30	4500	4.45	15.53	40.60	35.0
		L-KLS22-AV-6015B/SBM12		12	0.20	4000	3.85	11.50	37.90	35.0
		L-KLS22-AV-6015B/SBL12		12	0.10	3500	3.55	10.80	33.40	35.0
		L-KLS22-AV-6015B/SBH24		24	0.15	4500	4.45	15.53	40.60	35.0
		L-KLS22-AV-6015B/SBM24		24	0.12	4000	3.85	11.50	37.90	35.0
		L-KLS22-AV-6015B/SBL24		24	0.08	3500	3.55	10.80	33.40	35.0
		L-KLS22-AV-6028B/SBH12		12	0.45	5000	18.20	23.10	48.60	70.0
		L-KLS22-AV-6028B/SBM12		12	0.25	4000	14.00	18.80	46.20	70.0
	60X60X28	L-KLS22-AV-6028B/SBL12	Sleeve or Two ball	12	0.10	3000	8.40	9.20	38.50	70.0
		L-KLS22-AV-6028B/SBH24		24	0.25	5000	18.20	23.10	48.60	70.0
		L-KLS22-AV-6028B/SBM24		24	0.15	4000	14.00	18.80	46.20	70.0
		L-KLS22-AV-6028B/SBL24		24	0.08	3000	8.40	9.20	38.50	70.0
		L-KLS22-AV-7530B/SBH12		12	0.31	4000	14.00	17.40	42.10	76.0
	75X75X30	L-KLS22-AV-7530B/SBM12	Sleeve or Two ball	12	0.23	3000	10.50	9.80	37.50	76.0
		L-KLS22-AV-7530B/SBL12		12	0.12	2000	7.10	3.90	27.50	76.0
		L-KLS22-AV-7530B/SBH24		24	0.30	4000	14.00	17.40	42.10	76.0
		L-KLS22-AV-7530B/SBM24		24	0.24	3000	10.50	9.80	37.50	76.0
		L-KLS22-AV-7530B/SBL24		24	0.18	2000	7.10	3.90	27.50	76.0
	93X93X30	L-KLS22-AV-9330B/SBH12	Sleeve or Two ball	12	0.45	4000	25.60	30.40	50.00	155.0
		L-KLS22-AV-9330B/SBM12		12	0.30	3000	19.20	18.80	45.00	155.0
		L-KLS22-AV-9330B/SBL12		12	0.20	2000	13.00	6.30	38.00	155.0
		L-KLS22-AV-9330B/SBH24		24	0.35	4000	25.60	30.40	50.00	155.0
		L-KLS22-AV-9330B/SBM24		24	0.15	3000	19.20	18.80	45.00	155.0
	97X94X33	L-KLS22-AV-9330B/SBL24	Sleeve or Two ball	24	0.10	2000	13.00	6.30	38.00	155.0
		L-KLS22-AV-9733B/SBH12		12	0.55	3500	22.40	25.40	47.30	146.0
		L-KLS22-AV-9733B/SBM12		12	0.48	3000	19.20	18.80	43.67	146.0
		L-KLS22-AV-9733B/SBL12		12	0.35	2500	15.80	10.20	38.90	146.0
		L-KLS22-AV-9733B/SBH24		24	0.35	3500	22.40	25.40	47.30	146.0
	Φ100X25	L-KLS22-AV-9733B/SBM24	Sleeve or Two ball	24	0.25	3000	19.20	18.80	43.67	146.0
		L-KLS22-AV-9733B/SBL24		24	0.15	2500	15.80	10.20	38.90	146.0
		L-KLS22-AV-1025B/SBH12		12	1.00	5000	50.09	34.23	57.42	123.0
		L-KLS22-AV-1025B/SBM12		12	0.50	4000	40.32	28.70	52.40	123.0
		L-KLS22-AV-1025B/SBL12		12	0.30	3000	32.24	21.85	44.53	123.0
		L-KLS22-AV-1025B/SBH24		24	0.50	5000	50.09	34.23	57.42	123.0
		L-KLS22-AV-1025B/SBM24		24	0.30	4000	40.32	28.70	52.40	123.0
		L-KLS22-AV-1025B/SBL24		24	0.20	3000	32.24	21.85	44.53	123.0
		L-KLS22-AV-1025B/SBH48		48	0.30	5000	50.09	34.23	57.42	123.0
		L-KLS22-AV-1025B/SBM48		48	0.20	4000	40.32	28.70	52.40	123.0
	120X120X32	L-KLS22-AV-1025B/SBL48	Sleeve or Two ball	48	0.10	3000	32.24	21.85	44.53	123.0
		L-KLS22-AV-1232B/SBH12		12	1.00	3000	34.30	28.70	50.50	240.0
		L-KLS22-AV-1232B/SBM12		12	0.70	2500	29.11	20.40	45.80	240.0
		L-KLS22-AV-1232B/SBL12		12	0.35	2000	24.40	15.60	40.60	240.0
		L-KLS22-AV-1232B/SBH24		24	0.40	3000	34.30	28.70	50.50	240.0
		L-KLS22-AV-1232B/SBM24		24	0.30	2500	29.11	20.40	45.80	240.0
		L-KLS22-AV-1232B/SBL24		24	0.20	2000	24.40	15.60	40.60	240.0

■ If you need customize, please contact KLS Sales
 ■ The above specifications are subject to change without prior notice. Please refer to the latest specifications.
 ■ Please contact your direct salesman or sales@cnkls.com / kandy@cnkls.com for detail specification .

Model Numbering System

Index

Model Numbering System



DC FAN SIZE: 20*20*06(mm)**DC****Air flow:0.77~1.41 CFM**

■ Product specifications

KLS P/N	BEARING	VOLTAGE(VDC)	CURRENT(A)	SPEED(RPM)	AIR FLOW(CFM)	PRESSURE(mmAq)	NOISE(dBA)	W(g)
L-KLS22-AV-2006SDH5	Sleeve	5	0.22	15000	1.41	5.22	33.65	4.0
L-KLS22-AV-2006SDM5		5	0.17	12000	1.02	3.69	26.87	4.0
L-KLS22-AV-2006SDL5		5	0.12	9000	0.77	2.02	20.34	4.0
L-KLS22-AV-2006SDH12		12	0.12	15000	1.41	5.22	33.65	4.0
L-KLS22-AV-2006SDM12		12	0.10	12000	1.02	3.69	26.87	4.0
L-KLS22-AV-2006SDL12		12	0.06	9000	0.77	2.02	20.34	4.0

- Fram:PBT Plastic

DC FAN SIZE: 20*20*10(mm)**DC****Air flow:0.85~1.89 CFM**

■ Product specifications

KLS P/N	BEARING	VOLTAGE(VDC)	CURRENT(A)	SPEED(RPM)	AIR FLOW(CFM)	PRESSURE(mmAq)	NOISE(dBA)	W(g)
L-KLS22-AV-2010SDH5	Sleeve	5	0.20	16000	1.89	7.23	37.28	5.5
L-KLS22-AV-2010SDM5		5	0.15	12000	1.27	3.93	27.13	5.5
L-KLS22-AV-2010SDL5		5	0.10	9000	0.85	2.32	20.55	5.5
L-KLS22-AV-2010SDH12		12	0.15	16000	1.89	7.23	37.28	5.5
L-KLS22-AV-2010SDM12		12	0.10	12000	1.27	3.93	27.13	5.5
L-KLS22-AV-2010SDL12		12	0.07	9000	0.85	2.32	20.55	5.5

- Fram:PBT Plastic

DC FAN SIZE: 25*25*07(mm)**DC****Air flow:1.80~2.69 CFM**

■ Product specifications

KLS P/N	BEARING	VOLTAGE(VDC)	CURRENT(A)	SPEED(RPM)	AIR FLOW(CFM)	PRESSURE(mmAq)	NOISE(dBA)	W(g)
L-KLS22-AV-2507SDH5	Sleeve	5	0.20	14000	2.69	4.55	26.40	6.0
L-KLS22-AV-2507SDM5		5	0.16	12000	2.30	3.74	23.52	6.0
L-KLS22-AV-2507SDL5		5	0.12	9000	1.80	2.64	20.58	6.0
L-KLS22-AV-2507SDH12		12	0.15	14000	2.69	4.55	26.40	6.0
L-KLS22-AV-2507SDM12		12	0.12	12000	2.30	3.74	23.52	6.0
L-KLS22-AV-2507SDL12		12	0.09	9000	1.80	2.64	20.58	6.0

- Fram:PBT Plastic

DC FAN SIZE: 25*25*10(mm)**DC****Air flow:1.53~2.90 CFM**

■ Product specifications

KLS P/N	BEARING	VOLTAGE(VDC)	CURRENT(A)	SPEED(RPM)	AIR FLOW(CFM)	PRESSURE(mmAq)	NOISE(dBA)	W(g)
L-KLS22-AV-2510BDH5	Sleeve or two ball	5	0.25	13000	2.90	6.93	30.78	6.0
L-KLS22-AV-2510BDM5		5	0.20	10000	2.22	5.01	24.11	6.0
L-KLS22-AV-2510BDL5		5	0.15	7000	1.53	2.40	18.97	6.0
L-KLS22-AV-2510BDH12		12	0.20	13000	2.90	6.93	30.78	6.0
L-KLS22-AV-2510BDM12		12	0.15	10000	2.22	5.01	24.11	6.0
L-KLS22-AV-2510BDL12		12	0.10	7000	1.53	2.40	18.97	6.0

- Fram:PBT Plastic
- Please choose Sleeve or Two Ball Bearing

DC FAN SIZE: 30*30*07(mm)**DC****Air flow:2.15~3.74 CFM**

■ Product specifications

KLS P/N	BEARING	VOLTAGE(VDC)	CURRENT(A)	SPEED(RPM)	AIR FLOW(CFM)	PRESSURE(mmAq)	NOISE(dBA)	W(g)
L-KLS22-AV-3007SDH5	Sleeve	5	0.20	10000	3.74	4.87	29.74	7.0
L-KLS22-AV-3007SDM5		5	0.16	8000	2.92	3.23	24.70	7.0
L-KLS22-AV-3007SDL5		5	0.12	6000	2.15	1.92	20.27	7.0
L-KLS22-AV-3007SDH12		12	0.12	10000	3.74	4.87	29.74	7.0
L-KLS22-AV-3007SDM12		12	0.10	8000	2.92	3.23	24.70	7.0
L-KLS22-AV-3007SDL12		12	0.08	6000	2.15	1.92	20.27	7.0


- Fram:PBT Plastic

DC FAN SIZE: 30*30*10(mm)**DC****Air flow:3.46~5.56 CFM**

■ Product specifications

KLS P/N	BEARING	VOLTAGE(VDC)	CURRENT(A)	SPEED(RPM)	AIR FLOW(CFM)	PRESSURE(mmAq)	NOISE(dBA)	W(g)
L-KLS22-AV-3010BDH5	Sleeve or two ball	5	0.40	13000	5.56	5.89	33.50	8.0
L-KLS22-AV-3010BDM5		5	0.25	10000	4.28	4.58	29.20	8.0
L-KLS22-AV-3010BDL5		5	0.15	8000	3.46	3.76	26.50	8.0
L-KLS22-AV-3010BDH12		12	0.16	13000	5.56	5.89	33.50	8.0
L-KLS22-AV-3010BDM12		12	0.12	10000	4.28	4.58	29.20	8.0
L-KLS22-AV-3010BDL12		12	0.08	8000	3.46	3.76	26.50	8.0

- Fram:PBT Plastic
- Please choose Sleeve or Two Ball Bearing

DC FAN SIZE: 35*35*10(mm)**DC****Air flow:3.85~8.67 CFM**

■ Product specifications

KLS P/N	BEARING	VOLTAGE(VDC)	CURRENT(A)	SPEED(RPM)	AIR FLOW(CFM)	PRESSURE(mmAq)	NOISE(dBA)	W(g)
L-KLS22-AV-3510BDH5	Sleeve or two ball	5	0.23	10000	8.67	4.23	34.20	9.0
L-KLS22-AV-3510BDM5		5	0.22	8000	7.02	3.50	31.50	9.0
L-KLS22-AV-3510BDL5		5	0.13	5000	3.85	1.31	21.30	9.0
L-KLS22-AV-3510BDH12		12	0.14	10000	8.67	4.23	34.20	9.0
L-KLS22-AV-3510BDM12		12	0.11	8000	7.02	3.50	31.50	9.0
L-KLS22-AV-3510BDL12		12	0.08	5000	3.85	1.31	21.30	9.0

- Fram:PBT Plastic
- Please choose Sleeve or Two Ball Bearing

DC FAN SIZE: 40*40*07(mm)**DC****Air flow:4.34~6.07 CFM**

■ Product specifications

KLS P/N	BEARING	VOLTAGE(VDC)	CURRENT(A)	SPEED(RPM)	AIR FLOW(CFM)	PRESSURE(mmAq)	NOISE(dBA)	W(g)
L-KLS22-AV-4007SDH5	Sleeve	5	0.26	7000	6.07	3.03	31.59	8.5
L-KLS22-AV-4007SDM5		5	0.20	6000	5.20	2.60	27.08	8.5
L-KLS22-AV-4007SDL5		5	0.12	5000	4.34	2.17	22.57	8.5
L-KLS22-AV-4007SDH12		12	0.13	7000	6.07	3.03	31.59	8.5
L-KLS22-AV-4007SDM12		12	0.10	6000	5.20	2.60	27.08	8.5
L-KLS22-AV-4007SDL12		12	0.07	5000	4.34	2.17	22.57	8.5

- Fram:PBT Plastic

DC FAN SIZE: 40*40*10(mm)**DC****Air flow:6.59~8.89 CFM**

■ Product specifications

KLS P/N	BEARING	VOLTAGE(VDC)	CURRENT(A)	SPEED(RPM)	AIR FLOW(CFM)	PRESSURE(mmAq)	NOISE(dBA)
L-KLS22-AV-4010B/SDH5	Sleeve or two ball	5	0.25	8000	8.89	5.11	33.14
L-KLS22-AV-4010B/SDM5		5	0.20	6500	7.93	3.51	28.17
L-KLS22-AV-4010B/SDL5		5	0.15	5000	6.59	2.05	25.29
L-KLS22-AV-4010B/SDH12		12	0.20	8000	8.89	5.11	33.14
L-KLS22-AV-4010B/SDM12		12	0.10	6500	7.93	3.51	28.17
L-KLS22-AV-4010B/SDL12		12	0.04	5000	6.59	2.05	25.29
L-KLS22-AV-4010B/SDH24		24	0.10	8000	8.89	5.11	33.14
L-KLS22-AV-4010B/SDM24		24	0.06	6500	7.93	3.51	28.17
L-KLS22-AV-4010B/SDL24		24	0.04	5000	6.59	2.05	25.29

- Fram:PBT Plastic
- Please choose Sleeve or Two Ball Bearing

DC FAN SIZE: 40*40*15(mm)**DC****Air flow:5.53~9.64 CFM**

■ Product specifications

KLS P/N	BEARING	VOLTAGE(VDC)	CURRENT(A)	SPEED(RPM)	AIR FLOW(CFM)	PRESSURE(mmAq)	NOISE(dBA)	W(g)
L-KLS22-AV-4015B/SDH5	Sleeve or two ball	5	0.40	7500	9.64	6.85	33.52	23.5
L-KLS22-AV-4015B/SDM5		5	0.30	6500	8.12	5.04	30.24	23.5
L-KLS22-AV-4015B/SDL5		5	0.20	4500	5.53	2.53	21.71	23.5
L-KLS22-AV-4015B/SDH12		12	0.26	7500	9.64	6.85	33.52	23.5
L-KLS22-AV-4015B/SDM12		12	0.18	6500	8.12	5.04	30.24	23.5
L-KLS22-AV-4015B/SDL12		12	0.10	4500	5.53	2.53	21.71	23.5
L-KLS22-AV-4015B/SDH24		24	0.12	7500	9.64	6.85	33.52	23.5
L-KLS22-AV-4015B/SDM24		24	0.10	6500	8.12	5.04	30.24	23.5
L-KLS22-AV-4015B/SDL24		24	0.06	4500	5.53	2.53	21.71	23.5

- Fram:PBT Plastic
- Please choose Sleeve or Two Ball Bearing

DC FAN SIZE: 40*40*20(mm)**DC****Air flow:5.70~10.32 CFM**

■ Product specifications

KLS P/N	BEARING	VOLTAGE(VDC)	CURRENT(A)	SPEED(RPM)	AIR FLOW(CFM)	PRESSURE(mmAq)	NOISE(dBA)	W(g)
L-KLS22-AV-4020B/SDH5	Sleeve or two ball	5	0.26	9000	10.32	8.04	37.95	23.0
L-KLS22-AV-4020B/SDM5		5	0.20	7000	8.03	5.95	31.95	23.0
L-KLS22-AV-4020B/SDL5		5	0.14	5000	5.70	3.14	23.46	23.0
L-KLS22-AV-4020B/SDH12		12	0.10	9000	10.32	8.04	37.95	23.0
L-KLS22-AV-4020B/SDM12		12	0.08	7000	8.03	5.95	31.95	23.0
L-KLS22-AV-4020B/SDL12		12	0.04	5000	5.70	3.14	23.46	23.0
L-KLS22-AV-4020B/SDH24		24	0.08	9000	10.32	8.04	37.95	23.0
L-KLS22-AV-4020B/SDM24		24	0.06	7000	8.03	5.95	31.95	23.0
L-KLS22-AV-4020B/SDL24		24	0.04	5000	5.70	3.14	23.46	23.0

- Fram:PBT Plastic
- Please choose Sleeve or Two Ball Bearing

DC FAN SIZE: 40*40*28(mm)**DC****Air flow:7.02~24.89 CFM**

■ Product specifications

KLS P/N	BEARING	VOLTAGE(VDC)	CURRENT(A)	SPEED(RPM)	AIR FLOW(CFM)	PRESSURE(mmAq)	NOISE(dBA)	W(g)
L-KLS22-AV-4028B/SDH5	Sleeve or two ball	5	0.40	8000	11.23	7.32	34.82	35.0
L-KLS22-AV-4028B/SDM5		5	0.30	6500	9.12	4.75	29.86	35.0
L-KLS22-AV-4028B/SDL5		5	0.25	5000	7.02	2.81	23.59	35.0
L-KLS22-AV-4028B/SDH12		12	0.50	13000	24.89	22.01	54.47	35.0
L-KLS22-AV-4028B/SDM12		12	0.30	10000	16.94	14.32	46.35	35.0
L-KLS22-AV-4028B/SDL12		12	0.15	8000	11.23	7.32	34.82	35.0
L-KLS22-AV-4028B/SDH24		24	0.25	13000	24.89	22.01	54.47	35.0
L-KLS22-AV-4028B/SDM24		24	0.15	10000	16.94	14.32	46.35	35.0
L-KLS22-AV-4028B/SDL24		24	0.10	8000	11.23	7.32	34.82	35.0

- Fram:PBT Plastic
- Please choose Sleeve or Two Ball Bearing

DC FAN SIZE: 45*45*10(mm)**Air flow:5.47~11.09 CFM****DC**

■ Product specifications

KLS P/N	BEARING	VOLTAGE(VDC)	CURRENT(A)	SPEED(RPM)	AIR FLOW(CFM)	PRESSURE(mmAq)	NOISE(dBA)	W(g)
L-KLS22-AV-4510B/SDH5	Sleeve or two ball	5	0.20	8000	11.09	6.49	39.81	15.0
L-KLS22-AV-4510B/SDM5		5	0.16	6000	8.32	3.65	32.69	15.0
L-KLS22-AV-4510B/SDL5		5	0.12	4000	5.47	1.68	28.91	15.0
L-KLS22-AV-4510B/SDH12		12	0.12	8000	11.09	6.49	39.81	15.0
L-KLS22-AV-4510B/SDM12		12	0.10	6000	8.32	3.65	32.69	15.0
L-KLS22-AV-4510B/SDL12		12	0.08	4000	5.47	1.68	28.91	15.0
L-KLS22-AV-4510B/SDH24		24	0.08	8000	11.09	6.49	39.81	15.0
L-KLS22-AV-4510B/SDM24		24	0.06	6000	8.32	3.65	32.69	15.0
L-KLS22-AV-4510B/SDL24		24	0.04	4000	5.47	1.68	28.91	15.0

- Fram:PBT Plastic
- Please choose Sleeve or Two Ball Bearing

DC FAN SIZE: 50*50*10(mm)**Air flow:7.30~15.66 CFM****DC**

■ Product specifications

KLS P/N	BEARING	VOLTAGE(VDC)	CURRENT(A)	SPEED(RPM)	AIR FLOW(CFM)	PRESSURE(mmAq)	NOISE(dBA)	W(g)
L-KLS22-AV-5010B/SDH5	Sleeve or two ball	5	0.25	7500	15.66	5.37	37.47	20.0
L-KLS22-AV-5010B/SDM5		5	0.20	5500	11.49	3.35	32.06	20.0
L-KLS22-AV-5010B/SDL5		5	0.15	3500	7.30	1.77	22.82	20.0
L-KLS22-AV-5010B/SDH12		12	0.17	7500	15.66	5.37	37.47	20.0
L-KLS22-AV-5010B/SDM12		12	0.12	5500	11.49	3.35	32.06	20.0
L-KLS22-AV-5010B/SDL12		12	0.06	3500	7.30	1.77	22.82	20.0
L-KLS22-AV-5010B/SDH24		24	0.10	7500	15.66	5.37	37.47	20.0
L-KLS22-AV-5010B/SDM24		24	0.08	5500	11.49	3.35	32.06	20.0
L-KLS22-AV-5010B/SDL24		24	0.06	3500	7.30	1.77	22.82	20.0

- Fram:PBT Plastic
- Please choose Sleeve or Two Ball Bearing

DC FAN SIZE: 50*50*15(mm)**Air flow:10.85~18.05 CFM****DC**

■ Product specifications

KLS P/N	BEARING	VOLTAGE(VDC)	CURRENT(A)	SPEED(RPM)	AIR FLOW(CFM)	PRESSURE(mmAq)	NOISE(dBA)	W(g)
L-KLS22-AV-5015B/SDH5	Sleeve or two ball	5	0.30	6500	18.05	6.97	34.74	29.0
L-KLS22-AV-5015B/SDM5		5	0.23	5000	13.89	4.32	28.48	29.0
L-KLS22-AV-5015B/SDL5		5	0.17	3500	10.85	2.25	23.38	29.0
L-KLS22-AV-5015B/SDH12		12	0.16	6500	18.05	6.97	34.74	29.0
L-KLS22-AV-5015B/SDM12		12	0.12	5000	13.89	4.32	28.48	29.0
L-KLS22-AV-5015B/SDL12		12	0.08	3500	10.85	2.25	23.38	29.0
L-KLS22-AV-5015B/SDH24		24	0.10	6500	18.05	6.97	34.74	29.0
L-KLS22-AV-5015B/SDM24		24	0.08	5000	13.89	4.32	28.48	29.0
L-KLS22-AV-5015B/SDL24		24	0.06	3500	10.85	2.25	23.38	29.0

- Fram:PBT Plastic
- Please choose Sleeve or Two Ball Bearing

DC FAN SIZE: 50*50*20(mm)**Air flow:4.34~6.07 CFM****DC**

■ Product specifications

KLS P/N	BEARING	VOLTAGE(VDC)	CURRENT(A)	SPEED(RPM)	AIR FLOW(CFM)	PRESSURE(mmAq)	NOISE(dBA)	W(g)
L-KLS22-AV-5020B/SDH5	Sleeve or two ball	5	0.32	6000	21.71	6.55	35.08	32.0
L-KLS22-AV-5020B/SDM5		5	0.26	4500	14.99	4.03	28.80	32.0
L-KLS22-AV-5020B/SDL5		5	0.18	3000	9.99	2.28	21.72	32.0
L-KLS22-AV-5020B/SDH12		12	0.20	6000	21.71	6.55	35.08	32.0
L-KLS22-AV-5020B/SDM12		12	0.15	4500	14.99	4.03	28.80	32.0
L-KLS22-AV-5020B/SDL12		12	0.09	3000	9.99	2.28	21.72	32.0
L-KLS22-AV-5020B/SDH24		24	0.12	6000	21.71	6.55	35.08	32.0
L-KLS22-AV-5020B/SDM24		24	0.08	4500	14.99	4.03	28.80	32.0
L-KLS22-AV-5020B/SDL24		24	0.06	3000	9.99	2.28	21.72	32.0

- Fram:PBT Plastic
- Please choose Sleeve or Two Ball Bearing

DC FAN SIZE: 60*60*10(mm)**Air flow:12.30~21.45 CFM****DC**

■ Product specifications

KLS P/N	BEARING	VOLTAGE(VDC)	CURRENT(A)	SPEED(RPM)	AIR FLOW(CFM)	PRESSURE(mmAq)	NOISE(dBA)	W(g)
L-KLS22-AV-6010B/SDH5	Sleeve or two ball	5	0.35	5000	21.45	3.89	36.08	27.0
L-KLS22-AV-6010B/SDM5		5	0.30	4000	16.90	2.59	30.49	27.0
L-KLS22-AV-6010B/SDL5		5	0.25	3000	12.30	1.43	23.54	27.0
L-KLS22-AV-6010B/SDH12		12	0.30	5000	21.45	3.89	36.08	27.0
L-KLS22-AV-6010B/SDM12		12	0.20	4000	16.90	2.59	30.49	27.0
L-KLS22-AV-6010B/SDL12		12	0.10	3000	12.30	1.43	23.54	27.0
L-KLS22-AV-6010B/SDH24		24	0.15	5000	21.45	3.89	36.08	27.0
L-KLS22-AV-6010B/SDM24		24	0.12	4000	16.90	2.59	30.49	27.0
L-KLS22-AV-6010B/SDL24		24	0.08	3000	12.30	1.43	23.54	27.0

- Fram:PBT Plastic
- Please choose Sleeve or Two Ball Bearing

DC FAN SIZE: 60*60*15(mm)**Air flow:14.67~24.79 CFM****DC**

■ Product specifications

KLS P/N	BEARING	VOLTAGE(VDC)	CURRENT(A)	SPEED(RPM)	AIR FLOW(CFM)	PRESSURE(mmAq)	NOISE(dBA)	W(g)
L-KLS22-AV-6015B/SDH5	Sleeve or two ball	5	0.26	5000	24.79	3.67	37.96	33.0
L-KLS22-AV-6015B/SDM5		5	0.20	4000	19.83	2.35	34.63	33.0
L-KLS22-AV-6015B/SDL5		5	0.14	3000	14.67	1.27	28.54	33.0
L-KLS22-AV-6015B/SDH12		12	0.30	5000	24.79	3.67	37.96	33.0
L-KLS22-AV-6015B/SDM12		12	0.20	4000	19.83	2.35	34.63	33.0
L-KLS22-AV-6015B/SDL12		12	0.10	3000	14.67	1.27	28.54	33.0
L-KLS22-AV-6015B/SDH24		24	0.15	5000	24.79	3.67	37.96	33.0
L-KLS22-AV-6015B/SDM24		24	0.12	4000	19.83	2.35	34.63	33.0
L-KLS22-AV-6015B/SDL24		24	0.08	3000	14.67	1.27	28.54	33.0

- Fram:PBT Plastic
- Please choose Sleeve or Two Ball Bearing

DC FAN SIZE: 60*60*20(mm)**Air flow:15.21~24.31 CFM****DC**

■ Product specifications

KLS P/N	BEARING	VOLTAGE(VDC)	CURRENT(A)	SPEED(RPM)	AIR FLOW(CFM)	PRESSURE(mmAq)	NOISE(dBA)	W(g)
L-KLS22-AV-6020B/SDH5	Sleeve or two ball	5	0.40	5000	24.31	5.66	34.37	49.0
L-KLS22-AV-6020B/SDM5		5	0.30	4000	20.28	3.65	29.04	49.0
L-KLS22-AV-6020B/SDL5		5	0.20	3000	15.21	2.05	22.17	49.0
L-KLS22-AV-6020B/SDH12		12	0.45	5000	24.31	5.66	34.37	49.0
L-KLS22-AV-6020B/SDM12		12	0.30	4000	20.28	3.65	29.04	49.0
L-KLS22-AV-6020B/SDL12		12	0.15	3000	15.21	2.05	22.17	49.0
L-KLS22-AV-6020B/SDH24		24	0.12	5000	24.31	5.66	34.37	49.0
L-KLS22-AV-6020B/SDM24		24	0.08	4000	20.28	3.65	29.04	49.0
L-KLS22-AV-6020B/SDL24		24	0.05	3000	15.21	2.05	22.17	49.0

- Fram:PBT Plastic
- Please choose Sleeve or Two Ball Bearing

DC FAN SIZE: 60*60*25(mm)**Air flow:18.48~33.98 CFM****DC**

■ Product specifications

KLS P/N	BEARING	VOLTAGE(VDC)	CURRENT(A)	SPEED(RPM)	AIR FLOW(CFM)	PRESSURE(mmAq)	NOISE(dBA)	W(g)
L-KLS22-AV-6025B/SDH12	Sleeve or two ball	12	0.30	6000	33.98	10.79	45.52	60.0
L-KLS22-AV-6025B/SDM12		12	0.20	4500	25.77	6.16	37.21	60.0
L-KLS22-AV-6025B/SDL12		12	0.10	3000	18.48	3.73	27.41	60.0
L-KLS22-AV-6025B/SDH24		24	0.20	6000	33.98	10.79	45.52	60.0
L-KLS22-AV-6025B/SDM24		24	0.15	4500	25.77	6.16	37.21	60.0
L-KLS22-AV-6025B/SDL24		24	0.10	3000	18.48	3.73	27.41	60.0
L-KLS22-AV-6025B/SDH48		48	0.15	6000	33.98	10.79	45.52	60.0
L-KLS22-AV-6025B/SDM48		48	0.10	4500	25.77	6.16	37.21	60.0
L-KLS22-AV-6025B/SDL48		48	0.06	3000	18.48	3.73	27.41	60.0

- Fram:PBT Plastic
- Please choose Sleeve or Two Ball Bearing

- If you need customize, please contact KLS Sales
- The above specifications are subject to change without prior notice. Please refer to the latest specifications.
- Please contact your direct salesman or sales@cnkls.com / kandy@cnkls.com for detail specification .

DC FAN SIZE: 60*60*28(mm)**Air flow:16.50~24.74 CFM****DC**

■ Product specifications

KLS P/N	BEARING	VOLTAGE(VDC)	CURRENT(A)	SPEED(RPM)	AIR FLOW(CFM)	PRESSURE(mmHg)	NOISE(dBA)	W(g)
L-KLS22-AV-6028B/SDH12	Sleeve or two ball	12	0.30	6000	24.74	6.28	41.26	68.0
L-KLS22-AV-6028B/SDM12		12	0.20	5000	20.62	4.68	37.80	68.0
L-KLS22-AV-6028B/SDL12		12	0.10	4000	16.50	3.52	32.47	68.0
L-KLS22-AV-6028B/SDH24		24	0.15	6000	24.74	6.28	41.26	68.0
L-KLS22-AV-6028B/SDM24		24	0.10	5000	20.62	4.68	37.80	68.0
L-KLS22-AV-6028B/SDL24		24	0.06	4000	16.50	3.52	32.47	68.0
L-KLS22-AV-6028B/SDH48		48	0.08	6000	24.74	6.28	41.26	68.0
L-KLS22-AV-6028B/SDM48		48	0.06	5000	20.62	4.68	37.80	68.0
L-KLS22-AV-6028B/SDL48		48	0.04	4000	16.50	3.52	32.47	68.0


- Fram:PBT Plastic
- Please choose Sleeve or Two Ball Bearing

DC FAN SIZE: 60*60*38(mm)**Air flow:36.73~50.15 CFM****DC**

■ Product specifications

KLS P/N	BEARING	VOLTAGE(VDC)	CURRENT(A)	SPEED(RPM)	AIR FLOW(CFM)	PRESSURE(mmHg)	NOISE(dBA)	W(g)
L-KLS22-AV-6038B/SDH12	Sleeve or two ball	12	1.00	8000	50.15	24.49	55.32	85.0
L-KLS22-AV-6038B/SDM12		12	0.75	7000	43.44	19.44	51.28	85.0
L-KLS22-AV-6038B/SDL12		12	0.52	6000	36.73	13.13	47.63	85.0
L-KLS22-AV-6038B/SDH24		24	0.50	8000	50.15	24.49	55.32	85.0
L-KLS22-AV-6038B/SDM24		24	0.39	7000	43.44	19.44	51.28	85.0
L-KLS22-AV-6038B/SDL24		24	0.25	6000	36.73	13.13	47.63	85.0
L-KLS22-AV-6038B/SDH48		48	0.26	8000	50.15	24.49	55.32	85.0
L-KLS22-AV-6038B/SDM48		48	0.19	7000	43.44	19.44	51.28	85.0
L-KLS22-AV-6038B/SDL48		48	0.12	6000	36.73	13.13	47.63	85.0

- Fram:PBT Plastic
- Please choose Sleeve or Two Ball Bearing

DC FAN SIZE: 70*70*10(mm)**Air flow:20.52~34.20 CFM****DC**

■ Product specifications

KLS P/N	BEARING	VOLTAGE(VDC)	CURRENT(A)	SPEED(RPM)	AIR FLOW(CFM)	PRESSURE(mmHg)	NOISE(dBA)	W(g)
L-KLS22-AV-7010B/SDH5	Sleeve or two ball	5	0.40	5000	34.20	5.06	37.56	33.0
L-KLS22-AV-7010B/SDM5		5	0.30	4000	27.36	3.24	31.82	33.0
L-KLS22-AV-7010B/SDL5		5	0.20	3000	20.52	1.82	26.95	33.0
L-KLS22-AV-7010B/SDH12		12	0.21	5000	34.20	5.06	37.56	33.0
L-KLS22-AV-7010B/SDM12		12	0.14	4000	27.36	3.24	31.82	33.0
L-KLS22-AV-7010B/SDL12		12	0.10	3000	20.52	1.82	26.95	33.0
L-KLS22-AV-7010B/SDH24		24	0.13	5000	34.20	5.06	37.56	33.0
L-KLS22-AV-7010B/SDM24		24	0.11	4000	27.36	3.24	31.82	33.0
L-KLS22-AV-7010B/SDL24		24	0.08	3000	20.52	1.82	26.95	33.0

- Fram:PBT Plastic
- Please choose Sleeve or Two Ball Bearing

DC FAN SIZE: 70*70*15(mm)**Air flow:25.32~40.79 CFM****DC**

■ Product specifications

KLS P/N	BEARING	VOLTAGE(VDC)	CURRENT(A)	SPEED(RPM)	AIR FLOW(CFM)	PRESSURE(mmHg)	NOISE(dBA)	W(g)
L-KLS22-AV-7015B/SDH5	Sleeve or two ball	5	0.45	5000	40.79	6.72	39.41	48.0
L-KLS22-AV-7015B/SDM5		5	0.30	4000	32.63	4.30	33.08	48.0
L-KLS22-AV-7015B/SDL5		5	0.20	3000	25.32	2.69	28.20	48.0
L-KLS22-AV-7015B/SDH12		12	0.28	5000	40.79	6.72	39.41	48.0
L-KLS22-AV-7015B/SDM12		12	0.17	4000	32.63	4.30	33.08	48.0
L-KLS22-AV-7015B/SDL12		12	0.11	3000	25.32	2.69	28.20	48.0
L-KLS22-AV-7015B/SDH24		24	0.14	5000	40.79	6.72	39.41	48.0
L-KLS22-AV-7015B/SDM24		24	0.11	4000	32.63	4.30	33.08	48.0
L-KLS22-AV-7015B/SDL24		24	0.08	3000	25.32	2.69	28.20	48.0

- Fram:PBT Plastic
- Please choose Sleeve or Two Ball Bearing

DC FAN SIZE: 70*70*20(mm)**Air flow:25.42~43.25 CFM****DC**

■ Product specifications

KLS P/N	BEARING	VOLTAGE(VDC)	CURRENT(A)	SPEED(RPM)	AIR FLOW(CFM)	PRESSURE(mmAq)	NOISE(dBA)	W(g)
L-KLS22-AV-7020B/SDH12	Sleeve or two ball	12	0.48	5000	43.25	7.04	41.15	52.0
L-KLS22-AV-7020B/SDM12		12	0.24	4000	34.21	4.38	35.76	52.0
L-KLS22-AV-7020B/SDL12		12	0.15	3000	25.42	2.68	26.85	52.0
L-KLS22-AV-7020B/SDH24		24	0.25	5000	43.25	7.04	41.15	52.0
L-KLS22-AV-7020B/SDM24		24	0.15	4000	34.21	4.38	35.76	52.0
L-KLS22-AV-7020B/SDL24		24	0.10	3000	25.42	2.68	26.85	52.0

- Fram:PBT Plastic
- Please choose Sleeve or Two Ball Bearing

DC FAN SIZE: 70*70*25(mm)**Air flow:29.72~49.14 CFM****DC**

■ Product specifications

KLS P/N	BEARING	VOLTAGE(VDC)	CURRENT(A)	SPEED(RPM)	AIR FLOW(CFM)	PRESSURE(mmAq)	NOISE(dBA)	W(g)
L-KLS22-AV-7025B/SDH12	Sleeve or two ball	12	0.40	5000	49.14	8.85	42.52	63.0
L-KLS22-AV-7025B/SDM12		12	0.25	4000	39.32	6.71	36.86	63.0
L-KLS22-AV-7025B/SDL12		12	0.15	3000	29.72	4.81	29.84	63.0
L-KLS22-AV-7025B/SDH24		24	0.20	5000	49.14	8.85	42.52	63.0
L-KLS22-AV-7025B/SDM24		24	0.11	4000	39.32	6.71	36.86	63.0
L-KLS22-AV-7025B/SDL24		24	0.08	3000	29.72	4.81	29.84	63.0
L-KLS22-AV-7025B/SDH48		48	0.12	5000	49.14	8.85	42.52	63.0
L-KLS22-AV-7025B/SDM48		48	0.08	4000	39.32	6.71	36.86	63.0
L-KLS22-AV-7025B/SDL48		48	0.06	3000	29.72	4.81	29.84	63.0

- Fram:PBT Plastic
- Please choose Sleeve or Two Ball Bearing

DC FAN SIZE: 80*80*10(mm)**Air flow:15.58~23.45 CFM****DC**

■ Product specifications

KLS P/N	BEARING	VOLTAGE(VDC)	CURRENT(A)	SPEED(RPM)	AIR FLOW(CFM)	PRESSURE(mmAq)	NOISE(dBA)	W(g)
L-KLS22-AV-8010B/SDH5	Sleeve or two ball	5	0.35	3000	23.45	1.81	30.75	38.0
L-KLS22-AV-8010B/SDM5		5	0.25	2500	19.68	1.31	26.25	38.0
L-KLS22-AV-8010B/SDL5		5	0.17	2000	15.58	0.90	22.08	38.0
L-KLS22-AV-8010B/SDH12		12	0.24	3000	23.45	1.81	30.75	38.0
L-KLS22-AV-8010B/SDM12		12	0.18	2500	15.58	0.90	22.08	38.0
L-KLS22-AV-8010B/SDL12		12	0.12	2000	15.58	0.90	22.08	38.0
L-KLS22-AV-8010B/SDH24		24	0.15	3000	23.45	1.81	30.75	38.0
L-KLS22-AV-8010B/SDM24		24	0.12	2500	19.68	1.31	26.25	38.0
L-KLS22-AV-8010B/SDL24		24	0.08	2000	15.58	0.90	22.08	38.0

- Fram:PBT Plastic
- Please choose Sleeve or Two Ball Bearing

DC FAN SIZE: 80*80*15(mm)**Air flow:18.99~30.16 CFM****DC**

■ Product specifications

KLS P/N	BEARING	VOLTAGE(VDC)	CURRENT(A)	SPEED(RPM)	AIR FLOW(CFM)	PRESSURE(mmAq)	NOISE(dBA)	W(g)
L-KLS22-AV-8015B/SDH12	Sleeve or two ball	12	0.17	3000	30.16	2.38	34.57	54.0
L-KLS22-AV-8015B/SDM12		12	0.12	2500	24.89	1.69	29.80	54.0
L-KLS22-AV-8015B/SDL12		12	0.08	2000	18.99	1.03	24.15	54.0
L-KLS22-AV-8015B/SDH24		24	0.11	3000	30.16	2.38	34.57	54.0
L-KLS22-AV-8015B/SDM24		24	0.08	2500	24.89	1.69	29.80	54.0
L-KLS22-AV-8015B/SDL24		24	0.05	2000	18.99	1.03	24.15	54.0

- Fram:PBT Plastic
- Please choose Sleeve or Two Ball Bearing

DC FAN SIZE: 80*80*20(mm)

Air flow: 25.15~42.44 CFM

DC



■ Product specifications

KLS P/N	BEARING	VOLTAGE(VDC)	CURRENT(A)	SPEED(RPM)	AIR FLOW(CFM)	PRESSURE(mmAq)	NOISE(dBA)	W(g)
L-KLS22-AV-8020B/SDH12	Sleeve or two ball	12	0.30	4000	42.44	5.50	41.50	60.0
L-KLS22-AV-8020B/SDM12		12	0.20	3200	33.95	3.55	34.67	60.0
L-KLS22-AV-8020B/SDL12		12	0.10	2400	25.15	2.03	28.90	60.0
L-KLS22-AV-8020B/SDH24		24	0.20	4000	42.44	5.50	41.50	60.0
L-KLS22-AV-8020B/SDM24		24	0.15	3200	33.95	3.55	34.67	60.0
L-KLS22-AV-8020B/SDL24		24	0.10	2400	25.15	2.03	28.90	60.0

- Fram:PBT Plastic
- Please choose Sleeve or Two Ball Bearing

DC FAN SIZE: 80*80*25(mm)

Air flow: 34.55~476.02 CFM

DC



■ Product specifications

KLS P/N	BEARING	VOLTAGE(VDC)	CURRENT(A)	SPEED(RPM)	AIR FLOW(CFM)	PRESSURE(mmAq)	NOISE(dBA)	W(g)
L-KLS22-AV-8025B/SDM12	Sleeve or two ball	12	0.25	3500	49.59	5.74	37.60	73.0
L-KLS22-AV-8025B/SDL12		12	0.18	3000	42.51	4.22	33.92	73.0
L-KLS22-AV-8025B/SDH24		24	0.08	2500	34.55	3.02	28.52	73.0
L-KLS22-AV-8025B/SDH24		24	0.50	5500	76.02	14.61	48.35	73.0
L-KLS22-AV-8025B/SDM24		24	0.30	4500	64.96	9.92	43.60	73.0
L-KLS22-AV-8025B/SDL24		24	0.15	3500	49.59	5.74	37.60	73.0
L-KLS22-AV-8025B/SDH48		48	0.16	5500	76.02	14.61	48.35	73.0
L-KLS22-AV-8025B/SDM48		48	0.12	4500	64.96	9.92	43.60	73.0
L-KLS22-AV-8025B/SDL48		48	0.08	3500	49.59	5.74	37.60	73.0

- Fram:PBT Plastic
- Please choose Sleeve or Two Ball Bearing

DC FAN SIZE: 80*80*32(mm)

Air flow: 59.23~76.25 CFM

DC



■ Product specifications

KLS P/N	BEARING	VOLTAGE(VDC)	CURRENT(A)	SPEED(RPM)	AIR FLOW(CFM)	PRESSURE(mmAq)	NOISE(dBA)	W(g)
L-KLS22-AV-8032B/SDH12	Sleeve or two ball	12	1.55	6000	76.25	18.18	49.23	95.0
L-KLS22-AV-8032B/SDM12		12	0.85	5000	65.26	11.67	44.06	95.0
L-KLS22-AV-8032B/SDL12		12	0.45	4000	59.23	5.85	37.15	95.0
L-KLS22-AV-8032B/SDH24		24	0.78	6000	76.25	18.18	49.23	95.0
L-KLS22-AV-8032B/SDM24		24	0.45	5000	65.26	11.67	44.06	95.0
L-KLS22-AV-8032B/SDL24		24	0.25	4000	59.23	5.85	37.15	95.0
L-KLS22-AV-8032B/SDH48		48	0.30	6000	76.25	18.18	49.23	95.0
L-KLS22-AV-8032B/SDM48		48	0.20	5000	65.26	11.67	44.06	95.0
L-KLS22-AV-8032B/SDL48		48	0.10	4000	59.23	5.85	37.15	95.0

- Fram:PBT Plastic
- Please choose Sleeve or Two Ball Bearing

DC FAN SIZE: 80*80*38(mm)

Air flow: 36.66~58.58 CFM

DC



■ Product specifications

KLS P/N	BEARING	VOLTAGE(VDC)	CURRENT(A)	SPEED(RPM)	AIR FLOW(CFM)	PRESSURE(mmAq)	NOISE(dBA)	W(g)
L-KLS22-AV-8038B/SDD12	Sleeve or two ball	12	2.00	7500	101.13	31.89	58.58	180.0
L-KLS22-AV-8038B/SDH12		12	0.50	5000	67.12	14.88	49.86	180.0
L-KLS22-AV-8038B/SDM12		12	0.30	4000	53.73	9.52	43.52	180.0
L-KLS22-AV-8038B/SDL12		12	0.20	3000	40.27	6.36	36.66	180.0
L-KLS22-AV-8038B/SDD24		24	1.00	7500	101.13	31.89	58.58	180.0
L-KLS22-AV-8038B/SDH24		24	0.45	5000	67.12	14.88	49.86	180.0
L-KLS22-AV-8038B/SDM24		24	0.35	4000	53.73	9.52	43.52	180.0
L-KLS22-AV-8038B/SDL24		24	0.25	3000	40.27	6.36	36.66	180.0
L-KLS22-AV-8038B/SDD48		48	0.50	7500	101.13	31.89	58.58	180.0
L-KLS22-AV-8038B/SDH48		48	0.30	5000	67.12	14.88	49.86	180.0
L-KLS22-AV-8038B/SDM48		48	0.20	4000	53.73	9.52	43.52	180.0
L-KLS22-AV-8038B/SDL48		48	0.10	3000	40.27	6.36	36.66	180.0

- Fram:PBT Plastic
- Please choose Sleeve or Two Ball Bearing

DC FAN SIZE: 92*92*25(mm)**DC****Air flow:39.87~84.21 CFM**

■ Product specifications

KLS P/N	BEARING	VOLTAGE(VDC)	CURRENT(A)	SPEED(RPM)	AIR FLOW(CFM)	PRESSURE(mmAq)	NOISE(dBA)	W(g)
L-KLS22-AV-9225B/SDD12	Sleeve or two ball	12	0.50	4500	84.21	8.56	45.14	85.0
L-KLS22-AV-9225B/SDH12		12	0.30	3000	57.94	4.88	33.46	85.0
L-KLS22-AV-9225B/SDM12		12	0.16	2500	46.46	2.85	28.58	85.0
L-KLS22-AV-9225B/SDL12		12	0.10	2000	39.87	1.90	25.87	85.0
L-KLS22-AV-9225B/SDD24		24	0.40	4500	84.21	8.56	45.14	85.0
L-KLS22-AV-9225B/SDH24		24	0.30	4000	73.96	7.42	40.46	85.0
L-KLS22-AV-9225B/SDM24		24	0.20	3500	64.71	5.68	36.80	85.0
L-KLS22-AV-9225B/SDL24		24	0.10	2000	39.87	1.90	25.87	85.0
L-KLS22-AV-9225B/SDD48		48	0.20	4500	84.21	8.56	45.14	85.0
L-KLS22-AV-9225B/SDH48		48	0.15	4000	73.96	7.42	40.46	85.0
L-KLS22-AV-9225B/SDM48		48	0.12	3500	64.71	5.68	36.80	85.0
L-KLS22-AV-9225B/SDL48		48	0.08	2000	39.87	1.90	25.87	85.0

- Fram:PBT Plastic
- Please choose Sleeve or Two Ball Bearing

DC FAN SIZE: 92*92*32(mm)**DC****Air flow:69.72~105.94 CFM**

■ Product specifications

KLS P/N	BEARING	VOLTAGE(VDC)	CURRENT(A)	SPEED(RPM)	AIR FLOW(CFM)	PRESSURE(mmAq)	NOISE(dBA)	W(g)
L-KLS22-AV-9232B/SDH12	Sleeve or two ball	12	0.50	5000	105.94	16.80	52.12	200.0
L-KLS22-AV-9232B/SDM12		12	0.30	4000	83.95	10.56	46.39	200.0
L-KLS22-AV-9232B/SDL12		12	0.20	3000	69.72	6.41	38.32	200.0
L-KLS22-AV-9232B/SDH24		24	0.40	5000	105.94	16.80	52.12	200.0
L-KLS22-AV-9232B/SDM24		24	0.25	4000	83.95	10.56	46.39	200.0
L-KLS22-AV-9232B/SDL24		24	0.15	3000	69.72	6.41	38.32	200.0
L-KLS22-AV-9232B/SDH48		48	0.20	5000	105.94	16.80	52.12	200.0
L-KLS22-AV-9232B/SDM48		48	0.15	4000	83.95	10.56	46.39	200.0
L-KLS22-AV-9232B/SDL48		48	0.10	3000	69.72	6.41	38.32	200.0

- Fram:PBT Plastic
- Please choose Sleeve or Two Ball Bearing

DC FAN SIZE: 92*92*38(mm)**DC****Air flow:69.73~112.54 CFM**

■ Product specifications

KLS P/N	BEARING	VOLTAGE(VDC)	CURRENT(A)	SPEED(RPM)	AIR FLOW(CFM)	PRESSURE(mmAq)	NOISE(dBA)	W(g)
L-KLS22-AV-9238B/SDH12	Sleeve or two ball	12	0.60	4800	112.54	15.22	52.14	226.0
L-KLS22-AV-9238B/SDM12		12	0.45	4000	92.97	11.86	48.36	266.0
L-KLS22-AV-9238B/SDL12		12	0.30	3000	69.73	7.67	39.49	266.0
L-KLS22-AV-9238B/SDD24		24	0.55	5500	128.96	19.98	56.44	226.0
L-KLS22-AV-9238B/SDH24		24	0.35	5000	117.23	18.51	53.12	226.0
L-KLS22-AV-9238B/SDM24		24	0.25	4000	92.97	11.86	48.36	266.0
L-KLS22-AV-9238B/SDL24		24	0.15	3000	69.73	7.67	39.49	266.0
L-KLS22-AV-9238B/SDD48		48	0.30	5500	128.96	19.98	56.44	226.0
L-KLS22-AV-9238B/SDH48		48	0.25	5000	117.23	18.51	53.12	226.0
L-KLS22-AV-9238B/SDM48		48	0.15	4000	92.97	11.86	48.36	266.0
L-KLS22-AV-9238B/SDL48		48	0.10	3000	69.73	7.67	39.49	266.0

- Fram:PBT Plastic
- Please choose Sleeve or Two Ball Bearing

DC FAN SIZE: 120*120*25(mm)**Air flow:52.58~132.58 CFM****DC**

■ Product specifications

KLS P/N	BEARING	VOLTAGE (VDC)	CURRENT(A)	SPEED(RPM)	AIR FLOW(CFM)	PRESSURE(mmAq)	NOISE(dBA)	W(g)
L-KLS22-AV-1225B/SDH5	Sleeve or two ball	5	0.50	2000	79.75	2.57	32.48	148.0
L-KLS22-AV-1225B/SDM5		5	0.30	1800	66.05	2.01	28.12	148.0
L-KLS22-AV-1225B/SDL5		5	0.20	1500	52.58	1.37	24.43	148.0
L-KLS22-AV-1225B/SDH12		12	0.30	2500	93.52	3.69	37.81	148.0
L-KLS22-AV-1225B/SDM12		12	0.20	2000	79.75	2.57	32.48	148.0
L-KLS22-AV-1225B/SDL12		12	0.12	1500	52.58	1.37	24.43	148.0
L-KLS22-AV-1225B/SDH18		18	0.30	2500	93.52	3.69	37.81	148.0
L-KLS22-AV-1225B/SDM18		18	0.25	2000	79.75	2.57	32.48	148.0
L-KLS22-AV-1225B/SDL18		18	0.20	1500	52.58	1.37	24.43	148.0
L-KLS22-AV-1225B/SDH24		24	0.40	4300	132.58	13.64	51.05	148.0
L-KLS22-AV-1225B/SDM24		24	0.30	3000	87.25	6.27	40.12	148.0
L-KLS22-AV-1225B/SDL24		24	0.15	2000	59.75	2.57	30.48	148.0
L-KLS22-AV-1225B/SDH48		48	0.20	4300	132.58	13.64	51.05	148.0
L-KLS22-AV-1225B/SDM48		48	0.15	3000	87.25	6.27	40.12	148.0
L-KLS22-AV-1225B/SDL48		48	0.10	2000	59.75	2.57	30.48	148.0

- Fram:PBT Plastic
- Please choose Sleeve or Two Ball Bearing

DC FAN SIZE: 120*120*32(mm)**Air flow:95.79~139.09 CFM****DC**

■ Product specifications

KLS P/N	BEARING	VOLTAGE (VDC)	CURRENT(A)	SPEED(RPM)	AIR FLOW(CFM)	PRESSURE(mmAq)	NOISE(dBA)	W(g)
L-KLS22-AV-1232B/SDH12	Sleeve or two ball	12	0.60	3500	139.09	9.47	48.68	200.0
L-KLS22-AV-1232B/SDM12		12	0.50	3000	117.53	7.28	45.68	200.0
L-KLS22-AV-1232B/SDL12		12	0.32	2500	95.79	5.21	39.63	200.0
L-KLS22-AV-1232B/SDH24		24	0.40	3500	139.09	9.47	48.68	200.0
L-KLS22-AV-1232B/SDM24		24	0.30	3000	117.53	7.28	45.68	200.0
L-KLS22-AV-1232B/SDL24		24	0.20	2500	95.79	5.21	39.63	200.0
L-KLS22-AV-1232B/SDH48		48	0.20	3500	139.09	9.47	48.68	200.0
L-KLS22-AV-1232B/SDM48		48	0.15	3000	117.53	7.28	45.68	200.0
L-KLS22-AV-1232B/SDL48		48	0.10	2500	95.79	5.21	39.63	200.0

- Fram:PBT Plastic
- Please choose Sleeve or Two Ball Bearing

DC FAN SIZE: 120*120*38(mm)**Air flow:116.75~163.07 CFM****DC**

■ Product specifications

KLS P/N	BEARING	VOLTAGE (VDC)	CURRENT(A)	SPEED(RPM)	AIR FLOW(CFM)	PRESSURE(mmAq)	NOISE(dBA)	W(g)
L-KLS22-AV-1238B/SDH12	Sleeve or two ball	12	0.70	3800	163.07	12.57	53.71	265.0
L-KLS22-AV-1238B/SDM12		12	0.40	3200	139.78	9.14	49.81	265.0
L-KLS22-AV-1238B/SDL12		12	0.30	2600	116.75	6.24	42.68	265.0
L-KLS22-AV-1238B/SDH24		24	0.60	3800	163.07	12.57	53.71	265.0
L-KLS22-AV-1238B/SDM24		24	0.40	3200	139.78	9.14	49.81	265.0
L-KLS22-AV-1238B/SDL24		24	0.20	2600	116.75	6.24	42.68	265.0
L-KLS22-AV-1238B/SDH48		48	0.30	3800	163.07	12.57	53.71	265.0
L-KLS22-AV-1238B/SDM48		48	0.20	3200	139.78	9.14	49.81	265.0
L-KLS22-AV-1238B/SDL48		48	0.10	2600	116.75	6.24	42.68	265.0

- Fram:PBT Plastic
- Please choose Sleeve or Two Ball Bearing

- If you need customize, please contact KLS Sales
- The above specifications are subject to change without prior notice. Please refer to the latest specifications.
- Please contact your direct salesman or sales@cnkls.com / kandy@cnkls.com for detail specification .

DC FAN SIZE: 140*140*25(mm)**DC****Air flow:63.75~91.25 CFM**

■ Product specifications

KLS P/N	BEARING	VOLTAGE(VDC)	CURRENT(A)	SPEED(RPM)	AIR FLOW(CFM)	PRESSURE(mmAq)	NOISE(dBA)	W(g)
L-KLS22-AV-1425B/SDH12	Sleeve or two ball	12	0.30	2000	91.25	3.52	37.30	167.0
L-KLS22-AV-1425B/SDM12		12	0.25	1700	77.41	3.24	32.47	167.0
L-KLS22-AV-1425B/SDL12		12	0.20	1400	63.75	2.26	29.85	167.0
L-KLS22-AV-1425B/SDH24		24	0.23	2000	91.25	3.52	37.30	167.0
L-KLS22-AV-1425B/SDM24		24	0.18	1700	77.41	3.24	32.47	167.0
L-KLS22-AV-1425B/SDL24		24	0.13	1400	63.75	2.26	29.85	167.0

- Fram:PBT Plastic
- Please choose Sleeve or Two Ball Bearing

DC FAN SIZE: 172*150*51(mm)**DC****Air flow:185.20~296.50 CFM**

■ Product specifications

KLS P/N	BEARING	VOLTAGE(VDC)	CURRENT(A)	SPEED(RPM)	AIR FLOW(CFM)	PRESSURE(mmAq)	NOISE(dBA)	W(g)
L-KLS22-AV-1751B/SDD12	Sleeve or two ball	12	2.80	4000	296.50	24.04	74.40	760.0
L-KLS22-AV-1751B/SDH12		12	2.00	3500	266.70	19.48	67.30	760.0
L-KLS22-AV-1751B/SDM12		12	1.20	3000	222.60	13.54	55.80	760.0
L-KLS22-AV-1751B/SDL12		12	0.80	2500	185.20	9.40	46.50	760.0
L-KLS22-AV-1751B/SDD24		24	1.50	4000	296.50	24.04	74.40	760.0
L-KLS22-AV-1751B/SDH24		24	1.00	3500	266.70	19.48	67.30	760.0
L-KLS22-AV-1751B/SDM24		24	0.60	3000	222.60	13.54	55.80	760.0
L-KLS22-AV-1751B/SDL24		24	0.40	2500	185.20	9.40	46.50	760.0
L-KLS22-AV-1751B/SDD48		48	0.80	4000	296.50	24.04	74.40	760.0
L-KLS22-AV-1751B/SDH48		48	0.60	3500	266.70	19.48	67.30	760.0
L-KLS22-AV-1751B/SDM48		48	0.35	3000	222.60	13.54	55.80	760.0
L-KLS22-AV-1751B/SDL48		48	0.25	2500	185.20	9.40	46.50	760.0


- Fram:PBT Plastic
- Please choose Sleeve or Two Ball Bearing

DC FAN SIZE: 200*200*60(mm)**DC****Air flow:425.90~595.20 CFM**

■ Product specifications

KLS P/N	BEARING	VOLTAGE(VDC)	CURRENT(A)	SPEED(RPM)	AIR FLOW(CFM)	PRESSURE(mmAq)	NOISE(dBA)	W(g)
L-KLS 22-AV- 2060B/SDD24	Sleeve or two ball	24	2.00	2800	595.20	65.60	74.40	1520.0
L-KLS 22-AV- 2060B/SDH24		24	1.50	2500	532.40	58.20	67.60	1520.0
L-KLS 22-AV- 2060B/SDM24		24	1.00	2200	467.10	51.50	55.80	1520.0
L-KLS 22-AV- 2060B/SDL24		24	0.70	2000	425.90	46.40	46.50	1520.0
L-KLS 22-AV- 2060B/SDD48		48	1.10	2800	595.20	65.60	74.40	1520.0
L-KLS 22-AV- 2060B/SDH48		48	0.80	2500	532.40	58.20	67.60	1520.0
L-KLS 22-AV- 2060B/SDM48		48	0.60	2200	467.10	51.50	55.80	1520.0
L-KLS 22-AV- 2060B/SDL48		48	0.40	2000	425.90	46.40	46.50	1520.0

- Fram:PBT Plastic
- Please choose Sleeve or Two Ball Bearing

EC FAN SIZE : 60*60*28(mm)**EC****Air flow:13.06~23.50 CFM**

■ Product specifications

KLS P/N	BEARING	VOLTAGE(VDC)	CURRENT(A)	SPEED(RPM)	AIR FLOW(CFM)	PRESSURE(mmAq)	NOISE(dBA)	W(g)
L-KLS22-AV-6028B/SEH110-220	Sleeve or two ball	110-220	2.50	4500	23.50	5.00	31.50	68.0
L-KLS22-AV-6028B/SEM110-220		110-220	2.00	3500	18.28	3.63	25.50	68.0
L-KLS22-AV-6028B/SEL110-220		110-220	1.00	2500	13.06	1.85	20.46	68.0


- Fram:Zinc Alloy
- Please choose Sleeve or Two Ball Bearing

EC FAN SIZE : 60*60*38(mm)**EC****Air flow:12.23~24.47 CFM**

■ Product specifications

KLS P/N	BEARING	VOLTAGE(VDC)	CURRENT(A)	SPEED(RPM)	AIR FLOW(CFM)	PRESSURE (mmAq)	NOISE(dBA)	W(g)
L-KLS22-AV-6038B/SEH110-220	Sleeve or two ball	110-220	2.50	4000	24.47	7.87	38.20	85.0
L-KLS22-AV-6038B/SEM110-220		110-220	2.00	3000	18.35	5.30	31.24	85.0
L-KLS22-AV-6038B/SEL110-220		110-220	1.50	2000	12.23	3.47	23.36	85.0

- Fram:Zinc Alloy
- Please choose Sleeve or Two Ball Bearing

EC FAN SIZE : 80*80*38(mm)**EC****Air flow:33.58~53.73 CFM**

■ Product specifications

KLS P/N	BEARING	VOLTAGE(VDC)	CURRENT(A)	SPEED(RPM)	AIR FLOW(CFM)	PRESSURE(mmAq)	NOISE(dBA)	W(g)
L-KLS22-AV-8038B/SEH110-220	Sleeve or two ball	110-220	5.00	4000	53.73	8.52	43.52	180.0
L-KLS22-AV-8038B/SEM110-220		110-220	4.00	3200	42.98	6.45	38.19	180.0
L-KLS22-AV-8038B/SEL110-220		110-220	3.00	2500	33.58	4.33	32.29	180.0

- Fram:Zinc Alloy
- Please choose Sleeve or Two Ball Bearing

EC FAN SIZE : 92*92*38(mm)**EC****Air flow:54.53~76.34 CFM**

■ Product specifications

KLS P/N	BEARING	VOLTAGE(VDC)	CURRENT(A)	SPEED(RPM)	AIR FLOW(CFM)	PRESSURE(mmAq)	NOISE(dBA)	W(g)
L-KLS22-AV-9238B/SEH110-220	Sleeve or two ball	110-220	5.00	3500	76.34	7.71	45.96	226.0
L-KLS22-AV-9238B/SEM110-220		110-220	4.00	3000	65.44	5.66	42.27	266.0
L-KLS22-AV-9238B/SEL110-220		110-220	3.00	2500	54.53	3.93	37.92	266.0

- Fram:Zinc Alloy
- Please choose Sleeve or Two Ball Bearing

EC FAN SIZE: 120*120*38(mm)**EC****Air flow:95.59~119.47 CFM**

■ Product specifications

KLS P/N	BEARING	VOLTAGE(VDC)	CURRENT(A)	SPEED(RPM)	AIR FLOW(CFM)	PRESSURE (mmAq)	NOISE(dBA)	W(g)
L-KLS22-AV-1238B/SEH110-220	Sleeve or two ball	110-220	9.00	3000	119.47	7.84	44.47	265.0
L-KLS22-AV-1238B/SEM110-220		110-220	7.00	2700	107.54	6.35	41.95	265.0
L-KLS22-AV-1238B/SEL110-220		110-220	5.00	2400	95.59	5.02	39.14	265.0

- Fram:Zinc Alloy
- Please choose Sleeve or Two Ball Bearing

EC FAN SIZE: 172*150*51(mm)**EC****Air flow:148.00~222.60 CFM**

■ Product specifications

KLS P/N	BEARING	VOLTAGE(VDC)	CURRENT(A)	SPEED(RPM)	AIR FLOW(CFM)	PRESSURE(mmAq)	NOISE(dBA)	W(g)
L-KLS22-AV-1751B/SEH110-220	Sleeve or two ball	110-220	25.00	3000	222.60	13.54	55.80	760.0
L-KLS22-AV-1751B/SEM110-220		110-220	15.00	2500	185.00	9.40	46.50	760.0
L-KLS22-AV-1751B/SEL110-220		110-220	10.00	2000	148.00	6.02	41.17	760.0

- Fram:Zinc Alloy
- Please choose Sleeve or Two Ball Bearing

EC FAN SIZE: 200*200*60(mm)**EC****Air flow:425.90~532.40 CFM**

■ Product specifications

KLS P/N	BEARING	VOLTAGE(VDC)	CURRENT(A)	SPEED(RPM)	AIR FLOW(CFM)	PRESSURE(mmAq)	NOISE(dBA)	W(g)
L-KLS22-AV-2060B/SEH110-220	Sleeve or two ball	110-220	25.00	2500	532.40	58.20	67.60	1520.0
L-KLS22-AV-2060B/SEM110-220		110-220	15.00	2200	467.10	51.50	55.80	1520.0
L-KLS22-AV-2060B/SEL110-220		110-220	10.00	2000	425.90	46.40	46.50	1520.0

- Fram:Zinc Alloy
- Please choose Sleeve or Two Ball Bearing

AC FAN SIZE: 60*60*30(mm)**AC****Air flow:8.1~10.3CFM**

■ Product specifications

KLS P/N	BEARING	VOLTAGE(VDC)	CURRENT(A)	SPEED(RPM)	AIR FLOW(CFM)	PRESSURE(mmAq)	NOISE(dBA)	W(g)
L-KLS22-AV-6030B/SAH110-125	Sleeve or Two Ball	100-125	0.035/0.042	2550/3100	8.1/10.3	1.7/2.8	27/28	145
L-KLS22-AV-6030B/SAH220-240		220-240	0.022/0.020	2550/3100	8.1/10.3	1.7/2.8	27/28	145

- Fram:Zinc Alloy
- Please choose Sleeve or Two Ball Bearing

AC FAN SIZE: 80*80*25(mm)**AC****Air flow:15/18~18/22 CFM**

■ Product specifications

KLS P/N	BEARING	VOLTAGE(VDC)	CURRENT(A)	SPEED(RPM)	AIR FLOW(CFM)	PRESSURE(mmAq)	NOISE(dBA)	W(g)
L-KLS22-AV-8025B/SAH110-125	Sleeve or Two Ball	100-125	0.12/0.10	2500/3000	18/22	3.3/4.8	29/33	208
L-KLS22-AV-8025B/SAH220-240		220-240	0.08/0.07	2500/3000	18/22	3.3/4.8	29/33	208
L-KLS22-AV-8025B/SAM110-125		100-125	0.09/0.08	2200/2400	15/18	2.9/3.4	23/28	208
L-KLS22-AV-8025B/SAM220-240		220-240	0.06/0.06	2200/2400	15/18	2.9/3.4	23/28	208

- Fram:Zinc Alloy
- Please choose Sleeve or Two Ball Bearing

AC FAN SIZE: 80*80*38(mm)**AC****Air flow:18/17~24/31 CFM**

■ Product specifications

KLS P/N	BEARING	VOLTAGE(VDC)	CURRENT(A)	SPEED(RPM)	AIR FLOW(CFM)	PRESSURE(mmAq)	NOISE(dBA)	W(g)
L-KLS22-AV-8038B/SAH110-125	Sleeve or Two Ball	100-125	0.15/0.13	2400/2900	24/31	3.3/4.8	31/35	340
L-KLS22-AV-8038B/SAH220-240		220-240	0.11/0.10	2400/2900	24/31	3.3/4.8	31/35	340
L-KLS22-AV-8038B/SAM110-125		100-125	0.13/0.11	2200/2400	22/23	3.1/3.6	27/31	340
L-KLS22-AV-8038B/SAM220-240		220-240	0.09/0.08	2200/2400	22/23	3.1/3.6	27/31	340
L-KLS22-AV-8038B/SAL110-125		100-125	0.10/0.09	1800/1600	18/17	2.9/2.7	19/17	340
L-KLS22-AV-8038B/SAL220-240		220-240	0.08/0.07	1800/1600	18/17	2.9/2.7	19/17	340

- Fram:Zinc Alloy
- Please choose Sleeve or Two Ball Bearing

AC FAN SIZE: 92*92*25(mm)**AC****Air flow:21/22~30/37 CFM**

■ Product specifications

KLS P/N	BEARING	VOLTAGE(VDC)	CURRENT(A)	SPEED(RPM)	AIR FLOW(CFM)	PRESSURE(mmAq)	NOISE(dBA)	W(g)
L-KLS22-AV-8038B/SAH110-125	Sleeve or Two Ball	100-125	0.12/0.10	2500/2900	30/37	3.3/4.8	32/37	240
L-KLS22-AV-8038B/SAH220-240		220-240	0.08/0.07	2500/2900	30/37	3.3/4.8	32/37	240
L-KLS22-AV-8038B/SAM110-125		100-125	0.09/0.08	2300/2600	25/30	3.0/3.5	25/33	240
L-KLS22-AV-8038B/SAM220-240		220-240	0.07/0.06	2300/2600	25/30	3.0/3.5	25/33	240
L-KLS22-AV-8038B/SAL110-125		100-125	0.07/0.07	2000/2200	21/22	2.7/2.6	22/24	240
L-KLS22-AV-8038B/SAL220-240		220-240	0.05/0.05	2000/2200	21/22	2.7/2.6	22/24	240

- Fram:Zinc Alloy
- Please choose Sleeve or Two Ball Bearing

AC FAN SIZE: 92*92*38(mm)**AC****Air flow:28/26~42/50 CFM**

■ Product specifications

KLS P/N	BEARING	VOLTAGE(VDC)	CURRENT(A)	SPEED(RPM)	AIR FLOW(CFM)	PRESSURE (mmAq)	NOISE(dBA)	W(g)
L-KLS22-AV- 9238B/SAH110-125	Sleeve or Two Ball	100-125	0.16/0.14	2400/2900	42/50	4.5/5.5	35/40	350
L-KLS22-AV- 9238B/SAH220-240		220-240	0.12/0.11	2400/2900	42/50	4.5/5.5	35/40	350
L-KLS22-AV- 9238B/SAM110-125		100-125	0.13/0.11	2200/2400	38/42	3.5/4.2	31/35	350
L-KLS22-AV- 9238B/SAM220-240		220-240	0.09/0.08	2200/2400	38/42	3.5/4.2	31/35	350
L-KLS22-AV- 9238B/SAL110-125		100-125	0.10/0.09	1800/1600	28/26	3.0/2.7	25/20	350
L-KLS22-AV- 8038B/SAL220-240		220-240	0.08/0.07	1800/1600	28/26	3.0/2.7	25/20	350

- Fram:Zinc Alloy
- Please choose Sleeve or Two Ball Bearing

AC FAN SIZE: 120*120*25(mm)**AC****Air flow:50/48~66/78 CFM**

■ Product specifications

KLS P/N	BEARING	VOLTAGE(VDC)	CURRENT(A)	SPEED(RPM)	AIR FLOW(CFM)	PRESSURE (mmAq)	NOISE(dBA)	W(g)
L-KLS22-AV- 1225B/SAH110-125	Sleeve or Two Ball	100-125	0.19/0.18	2200/2400	66/78	3.6/4.0	38/40	370
L-KLS22-AV- 1225B/SAH220-240		220-240	0.09/0.09	2200/2400	66/78	3.6/4.0	38/40	370
L-KLS22-AV- 1225B/SAM110-125		100-125	0.16/0.15	2000/2000	58/58	3.0/3.0	35/35	370
L-KLS22-AV- 1225B/SAM220-240		220-240	0.07/0.07	2000/2000	58/58	3.0/3.0	35/35	370
L-KLS22-AV- 1225B/SAL110-125		100-125	0.13/0.11	1800/1700	50/48	2.8/2.7	30/29	370
L-KLS22-AV- 1225B/SAL220-240		220-240	0.05/0.05	1800/1700	50/48	2.8/2.7	30/29	370

- Fram:Zinc Alloy
- Please choose Sleeve or Two Ball Bearing

AC FAN SIZE: 120*120*38(mm)**AC****Air flow:66/60~91/113 CFM**

■ Product specifications

KLS P/N	BEARING	VOLTAGE(VDC)	CURRENT(A)	SPEED(RPM)	AIR FLOW(CFM)	PRESSURE (mmAq)	NOISE(dBA)	W(g)
L-KLS22-AV- 1238B/SAH110-125-5B	Sleeve or Two Ball	100-125	0.22/0.18	2650/3000	91/113	6.7/7.6	40/45	530
L-KLS22-AV- 1238B/SAH220-240-5B		220-240	0.12/0.11	2650/3000	91/113	6.7/7.6	40/45	530
L-KLS22-AV- 1238B/SAM110-125-5B		100-125	0.17/0.15	2400/2200	75/70	5.6/5.0	37/35	530
L-KLS22-AV- 1238B/SAM220-240-5B		220-240	0.09/0.08	2400/2200	75/70	5.6/5.0	37/35	530
L-KLS22-AV- 1238B/SAL110-125-5B		100-125	0.14/0.12	2000/1800	66/60	4.8/4.5	30/29	530
L-KLS22-AV- 1238B/SAL220-240-5B		220-240	0.08/0.08	2000/1800	66/60	4.8/4.5	30/29	530

- Fram:Zinc Alloy
- Please choose Sleeve or Two Ball Bearing

AC FAN SIZE: 120*120*38(mm)**AC****Air flow:74/64~96/119 CFM**

■ Product specifications

KLS P/N	BEARING	VOLTAGE(VDC)	CURRENT(A)	SPEED(RPM)	AIR FLOW(CFM)	PRESSURE (mmAq)	NOISE(dBA)	W(g)
L-KLS22-AV- 1238B/SAH110-125-7B	Sleeve or Two Ball	100-125	0.22/0.18	2550/2900	96/119	6.7/8.0	40/45	540
L-KLS22-AV- 1238B/SAH220-240-7B		220-240	0.12/0.11	2550/2900	96/119	6.7/8.0	40/45	540
L-KLS22-AV- 1238B/SAM110-125-7B		100-125	0.17/0.15	2400/2200	85/78	4.9/4.5	37/35	540
L-KLS22-AV- 1238B/SAM220-240-7B		220-240	0.09/0.08	2400/2200	85/78	4.9/4.5	37/35	540
L-KLS22-AV- 1238B/SAL110-125-7B		100-125	0.14/0.12	2000/1800	74/64	4.0/3.7	30/29	540
L-KLS22-AV- 1238B/SAL220-240-7B		220-240	0.08/0.08	2000/1800	74/64	4.0/3.7	30/29	540

- Fram:Zinc Alloy
- Please choose Sleeve or Two Ball Bearing

AC FAN SIZE: 150*150*50(mm)**AC****Air flow:125/105~190/235 CFM**

■ Product specifications

KLS P/N	BEARING	VOLTAGE(VDC)	CURRENT(A)	SPEED(RP M)	AIR FLOW(CFM)	PRESSURE (m mAq)	NOISE(dBA)	W(g)
L-KLS22-AV- 1550B/SAH110-125	Sleeve or Two Ball	100-125	0.50/0.45	2600/3000	190/235	16.0/17.8	45/50	880
L-KLS22-AV- 1550B/SAH220-240		220-240	0.22/0.21	2600/3000	190/235	16.0/17.8	45/50	880
L-KLS22-AV- 1550B/SAM110-125		100-125	0.41/0.39	2400/2300	170/160	15.0/14.0	41/40	880
L-KLS22-AV- 1550B/SAM220-240		220-240	0.19/0.18	2400/2300	170/160	15.0/14.0	41/40	880
L-KLS22-AV- 1550B/SAL110-125		100-125	0.35/0.35	1900/1500	125/105	8.0/6.0	32/30	880
L-KLS22-AV- 1550B/SAL220-240		220-240	0.16/0.16	1900/1500	125/105	8.0/6.0	32/30	880

- Fram:Zinc Alloy
- Please choose Sleeve or Two Ball Bearing

AC FAN SIZE: 158*158*50(mm)**AC****Air flow:225/250 CFM**

■ Product specifications

KLS P/N	BEARING	VOLTAGE(VDC)	CURRENT(A)	SPEED(RP M)	AIR FLOW(CFM)	PRESSURE (m mAq)	NOISE(dBA)	W(g)
L-KLS22-AV- 1550B/SAH110-125-C	Two Ball	100-125	0.26/0.28	2700/3150	225/250	16.0/18.0	54/55	880
L-KLS22-AV- 1550B/SAH220-240-C		220-240	0.14/0.15	2700/3150	225/250	16.0/18.0	54/55	880

- Fram:Zinc Alloy

AC FAN SIZE: 172*150*51(mm)**AC****Air flow:125/105~190/235 CFM**

■ Product specifications

KLS P/N	BEARING	VOLTAGE(VDC)	CURRENT(A)	SPEED(RP M)	AIR FLOW(CFM)	PRESSURE (m mAq)	NOISE(dBA)	W(g)
L- KLS22-AV- 1751B/SAH110-125-5B	Sleeve or Two Ball	100-125	0.50/0.45	2600/3000	190/235	16.0/17.8	45/50	850
L- KL S22-AV- 1751B/SAH220-240-5B		220-240	0.22/0.21	2600/3000	190/235	16.0/17.8	45/50	850
L- KLS22-AV- 1751B/SAM110-125-5B		100-125	0.41/0.39	2400/2300	170/160	15.0/14.0	41/40	850
L- KLS22-AV- 1751B/SAM220-240-5B		220-240	0.19/0.18	2400/2300	170/160	15.0/14.0	41/40	850
L- KL S22-AV- 1751B/SAL 110-125-5B		100-125	0.35/0.35	1900/1500	125/105	8.0/6.0	32/30	850
L-KLS22-AV- 1751B/SAL220-240-5B		220-240	0.16/0.16	1900/1500	125/105	8.0/6.0	32/30	850

- Fram:Zinc Alloy
- Please choose Sleeve or Two Ball Bearing

AC FAN SIZE: 172*150*51(mm)**AC****Air flow:140/130~206/251 CFM**

■ Product specifications

KLS P/N	BEARING	VOLTAGE(VDC)	CURRENT(A)	SPEED(RP M)	AIR FLOW(CFM)	PRESSURE (m mAq)	NOISE(dBA)	W(g)
L-KLS22-AV- 1751B/SAH110-125-7B	Sleeve or Two Ball	100-125	0.50/0.45	2600/3000	206/251	17.0/18.0	45/50	880
L- KLS22-AV- 1751B/SAH220-240-7B		220-240	0.22/0.21	2600/3000	206/251	17.0/18.0	45/50	880
L-KLS22-AV- 1751B/SAM110-125-7B		100-125	0.41/0.39	2400/2300	185/175	15.0/14.0	41/40	880
L- KLS22-AV- 1751B/SAM220-240-7B		220-240	0.19/0.18	2400/2300	185/175	15.0/14.0	41/40	880
L- KLS22-AV- 1751B/SAL110-125-7B		100-125	0.35/0.35	1900/1500	140/130	8.0/6.0	32/30	880
L-KLS22-AV- 1751B/SAL220-240-7B		220-240	0.16/0.16	1900/1500	140/130	8.0/6.0	32/30	880

- Fram:Zinc Alloy
- Please choose Sleeve or Two Ball Bearing

■ If you need customize, please contact KLS Sales

■ The above specifications are subject to change without prior notice. Please refer to the latest specifications.

■ Please contact your direct salesman or sales@cnkls.com / kandy@cnkls.com for detail specification .

AC FAN SIZE: 172*150*51(mm)**AC****Air flow:200/191~250/293 CFM**

■ Product specifications

KLS P/N	BEARING	VOLTAGE(VDC)	CURRENT(A)	SPEED(RP M)	AIR FLOW(CFM)	PRESSURE(m m Aq)	NOISE(dBA)	W(g)
L-KLS22-AV- 1550BAH110-125-C	Two Ball	100-125	0.35/0.40	2800/3200	250/293	16.0/20.0	56/61	900
L-KLS22-AV- 1550BAH220-240-C		220-240	0.20/0.21	2800/3200	250/293	16.0/20.0	56/61	900
L-KLS22-AV- 1550BAM110-125-C		100-125	0.26/0.29	2400/2300	200/191	12.0/11.0	51/50	900
L-KLS22-AV- 1550BAM220-240-C		220-240	0.16/0.17	2400/2300	200/191	12.0/11.0	51/50	900

- Fram:Zinc Alloy

AC FAN SIZE: 200*200*60(mm)**AC****Air flow:370/420 CFM**

■ Product specifications

KLS P/N	BEARING	VOLTAGE(VDC)	CURRENT(A)	SPEED(RP M)	AIR FLOW(CFM)	PRESSURE(m m Aq)	NOISE(dBA)	W(g)
L-KLS22-AV- 2060BAH110-125	Two Ball	100-125	0.56/0.56	2600/3000	370/420	25.0/33.0	58/63	1700
L-KLS22-AV- 2060BAH220-240		220-240	0.28/0.28	2600/3000	370/420	25.0/33.0	58/63	1700

- Fram:Zinc Alloy

AC FAN SIZE: Φ 210*72(mm)**AC****Air flow:459/529 CFM**

■ Product specifications

KLS P/N	BEARING	VOLTAGE(VDC)	CURRENT(A)	SPEED(RP M)	AIR FLOW(CFM)	PRESSURE(m m Aq)	NOISE(dBA)	W(g)
L-KLS22-AV- 1550BAH110-125-C	Two Ball	100-125	0.40/0.50	2600/3000	459/529	48.0/58.0	70/75	1700
L-KLS22-AV- 1550BAH220-240-C		220-240	0.24/0.28	2600/3000	459/529	48.0/58.0	70/75	1700

- Fram:Zinc Alloy

AC FAN SIZE: Φ 220*60(mm)**AC****Air flow:400/450 CFM**

■ Product specifications

KLS P/N	BEARING	VOLTAGE(VDC)	CURRENT(A)	SPEED(RP M)	AIR FLOW(CFM)	PRESSURE(m m Aq)	NOISE(dBA)	W(g)
L-KLS22-AV- 2260BAH110-125	Two Ball	100-125	0.56/0.56	2600/3000	400/450	28.0/36.0	61/66	1400
L-KLS22-AV- 2260BAH220-240		220-240	0.28/0.28	2600/3000	400/450	28.0/36.0	61/66	1400

- Fram:Zinc Alloy

DC FAN SIZE: 35*35*07(mm)

DC

Air flow:0.85~1.20 CFM

■ Product specifications

KLS P/N	BEARING	VOLTAGE(VDC)	CURRENT(A)	SPEED(RPM)	AIR FLOW(CFM)	PRESSURE (m mAq)	NOISE(dBA)	W(g)
L-KLS22-AV-3507SBH5	Sleeve	5	0.20	6500	1.20	6.50	27.90	15.0
L-KLS22-AV-3507SBM5		5	0.15	5500	1.10	4.80	25.60	15.0
L-KLS22-AV-3507SBL5		5	0.10	4500	0.85	3.40	23.40	15.0
L-KLS22-AV-3507SBH12		12	0.15	7000	1.20	6.40	27.90	15.0
L-KLS22-AV-3507SBM12		12	0.10	5500	1.10	4.80	25.60	15.0
L-KLS22-AV-3507SBL12		12	0.06	4500	0.85	3.40	23.40	15.0

- Fram:PBT Plastic

DC FAN SIZE: 52*40*10(mm)

DC

Air flow:1.97/2.96 CFM

■ Product specifications

KLS P/N	BEARING	VOLTAGE(VDC)	CURRENT(A)	SPEED(RPM)	AIR FLOW(CFM)	PRESSURE (m mAq)	NOISE(dBA)	W(g)
L-KLS22-AV-4010B/SBH5	Sleeve or Two ball	5	0.25	5500	2.71	9.07	30.80	21.0
L-KLS22-AV-4010B/SBM5		5	0.20	4500	2.20	6.08	26.10	21.0
L-KLS22-AV-4010B/SBL5		5	0.15	4000	1.97	4.80	23.20	21.0
L-KLS22-AV-4010B/SBH12		12	0.20	6000	2.96	10.80	32.90	21.0
L-KLS22-AV-4010B/SBM12		12	0.15	5000	2.46	7.50	28.50	21.0
L-KLS22-AV-4010B/SBL12		12	0.10	4000	1.97	4.80	23.20	21.0

- Fram:PBT Plastic
- Please choose Sleeve or Two Ball Bearing

DC FAN SIZE: 40*40*20(mm)

DC

Air flow:2.20~4.02 CFM

■ Product specifications

KLS P/N	BEARING	VOLTAGE(VDC)	CURRENT(A)	SPEED(RPM)	AIR FLOW(CFM)	PRESSURE (m mAq)	NOISE(dBA)	W(g)
L-KLS22-AV-4020B/SBH5	Sleeve or Two ball	5	0.26	6000	4.02	8.71	31.56	24.0
L-KLS22-AV-4020B/SBM5		5	0.20	4500	3.11	5.62	27.15	24.0
L-KLS22-AV-4020B/SBL5		5	0.14	3000	2.20	3.00	21.40	24.0
L-KLS22-AV-4020B/SBH12		12	0.15	6000	4.02	8.71	31.56	24.0
L-KLS22-AV-4020B/SBM12		12	0.11	4500	3.11	5.62	27.15	24.0
L-KLS22-AV-4020B/SBL12		12	0.07	3000	2.20	3.00	21.40	24.0
L-KLS22-AV-4020B/SBH24		24	0.10	6000	4.02	8.71	31.56	24.0
L-KLS22-AV-4020B/SBM24		24	0.08	4500	3.11	5.62	27.15	24.0
L-KLS22-AV-4020B/SBL24		24	0.05	3000	2.20	3.00	21.40	24.0

- Fram:PBT Plastic
- Please choose Sleeve or Two Ball Bearing

DC FAN SIZE: 50*50*15(mm)

DC

Air flow:3.05~5.28 CFM

■ Product specifications

KLS P/N	BEARING	VOLTAGE(VDC)	CURRENT(A)	SPEED(RPM)	AIR FLOW(CFM)	PRESSURE (m mAq)	NOISE(dBA)	W(g)
L-KLS22-AV-5015B/SBH5	Sleeve or Two ball	5	0.30	4500	3.80	11.30	37.00	25.0
L-KLS22-AV-5015B/SBM5		5	0.23	4000	3.40	7.40	35.00	25.0
L-KLS22-AV-5015B/SBL5		5	0.17	3500	3.05	5.50	31.00	25.0
L-KLS22-AV-5015B/SBH12		12	0.20	6000	5.28	16.50	44.00	25.0
L-KLS22-AV-5015B/SBM12		12	0.10	5000	4.40	11.50	41.00	25.0
L-KLS22-AV-5015B/SBL12		12	0.06	4000	3.40	7.40	35.00	25.0
L-KLS22-AV-5015B/SBH24		24	0.20	6000	5.28	16.50	44.00	25.0
L-KLS22-AV-5015B/SBM24		24	0.15	5000	4.40	11.50	41.00	25.0
L-KLS22-AV-5015B/SBL24		24	0.10	4000	3.40	7.40	35.00	25.0

- Fram:PBT Plastic
- Please choose Sleeve or Two Ball Bearing

DC FAN SIZE: 50*50*20(mm)

DC

Air flow:4.50~8.20 CFM

■ Product specifications

KLS P/N	BEARING	VOLTAGE(VDC)	CURRENT(A)	SPEED(RPM)	AIR FLOW(CFM)	PRESSURE (mmAq)	NOISE(dBA)	W(g)
L-KLS22-AV- 5020B/SBH5	Sleeve or Two ball	5	0.50	6000	8.20	13.90	41.68	30.0
L-KLS22-AV- 5020B/SBM5		5	0.40	5000	6.80	9.60	37.00	30.0
L-KLS22-AV- 5020B/SBL5		5	0.30	4000	4.50	7.40	32.10	30.0
L-KLS22-AV- 5020B/SBH12		12	0.25	6000	8.20	13.90	41.68	30.0
L-KLS22-AV- 5020B/SBM12		12	0.20	5000	6.80	9.60	37.00	30.0
L-KLS22-AV- 5020B/SBL12		12	0.15	4000	4.50	7.40	32.10	30.0
L-KLS22-AV- 5020B/SBH24		24	0.18	6000	8.20	13.90	41.68	30.0
L-KLS22-AV- 5020B/SBM24		24	0.14	5000	6.80	9.60	37.00	30.0
L-KLS22-AV- 5020B/SBL24		24	0.10	4000	4.50	7.40	32.10	30.0

- Fram:PBT Plastic
- Please choose Sleeve or Two Ball Bearing

DC FAN SIZE: 60*60*15(mm)

DC

Air flow:3.55~4.45 CFM

■ Product specifications

KLS P/N	BEARING	VOLTAGE(VDC)	CURRENT(A)	SPEED(RPM)	AIR FLOW(CFM)	PRESSURE (mmAq)	NOISE(dBA)	W(g)
L-KLS22-AV- 6015B/SBH5	Sleeve or Two ball	5	0.45	4500	4.45	15.53	40.60	35.0
L-KLS22-AV- 6015B/SBM5		5	0.35	4000	3.85	11.50	37.90	35.0
L-KLS22-AV- 6015B/SBL5		5	0.25	3500	3.55	10.80	33.40	35.0
L-KLS22-AV- 6015B/SBH12		12	0.30	4500	4.45	15.53	40.60	35.0
L-KLS22-AV- 6015B/SBM12		12	0.20	4000	3.85	11.50	37.90	35.0
L-KLS22-AV- 6015B/SBL12		12	0.10	3500	3.55	10.80	33.40	35.0
L-KLS22-AV- 6015B/SBH24		24	0.15	4500	4.45	15.53	40.60	35.0
L-KLS22-AV- 6015B/SBM24		24	0.12	4000	3.85	11.50	37.90	35.0
L-KLS22-AV- 6015B/SBL24		24	0.08	3500	3.55	10.80	33.40	35.0

- Fram:PBT Plastic
- Please choose Sleeve or Two Ball Bearing

DC FAN SIZE: 60*60*28(mm)

DC

Air flow:8.40~18.20 CFM

■ Product specifications

KLS P/N	BEARING	VOLTAGE(VDC)	CURRENT(A)	SPEED(RPM)	AIR FLOW(CFM)	PRESSURE (mmAq)	NOISE(dBA)	W(g)
L-KLS22-AV- 6028B/SBH12	Sleeve or Two ball	12	0.45	5000	18.20	23.10	48.60	70.0
L-KLS22-AV- 6028B/SBM12		12	0.25	4000	14.00	18.80	46.20	70.0
L-KLS22-AV- 6028B/SBL12		12	0.10	3000	8.40	9.20	38.50	70.0
L-KLS22-AV- 6028B/SBH24		24	0.25	5000	18.20	23.10	48.60	70.0
L-KLS22-AV- 6028B/SBM24		24	0.15	4000	14.00	18.80	46.20	70.0
L-KLS22-AV- 6028B/SBL24		24	0.08	3000	8.40	9.20	38.50	70.0

- Fram:PBT Plastic
- Please choose Sleeve or Two Ball Bearing

DC FAN SIZE: 75*75*30(mm)

DC

Air flow:7.10~14.00 CFM

■ Product specifications

KLS P/N	BEARING	VOLTAGE(VDC)	CURRENT(A)	SPEED(RPM)	AIR FLOW(CFM)	PRESSURE (mmAq)	NOISE(dBA)	W(g)
L-KLS22-AV- 7530B/SBH12	Sleeve or Two ball	12	0.31	4000	14.00	17.40	42.10	76.0
L-KLS22-AV- 7530B/SBM12		12	0.23	3000	10.50	9.80	37.50	76.0
L-KLS22-AV- 7530B/SBL12		12	0.12	2000	7.10	3.90	27.50	76.0
L-KLS22-AV- 7530B/SBH24		24	0.30	4000	14.00	17.40	42.10	76.0
L-KLS22-AV- 7530B/SBM24		24	0.24	3000	10.50	9.80	37.50	76.0
L-KLS22-AV- 7530B/SBL24		24	0.18	2000	7.10	3.90	27.50	76.0

- Fram:PBT Plastic
- Please choose Sleeve or Two Ball Bearing

DC FAN SIZE: 93*93*30(mm)**Air flow:13.00~25.60 CFM****DC**

■ Product specifications

KLS P/N	BEARING	VOLTAGE(VDC)	CURRENT(A)	SPEED(RPM)	AIR FLOW(CFM)	PRESSURE (mmAq)	NOISE(dBA)	W(g)
L-KLS22-AV-9330B/SBH12	Sleeve or Two ball	12	0.45	4000	25.60	30.40	50.00	155.0
L-KLS22-AV-9330B/SBM12		12	0.30	3000	19.20	18.80	45.00	155.0
L-KLS22-AV-9330B/SBL12		12	0.20	2000	13.00	6.30	38.00	155.0
L-KLS22-AV-9330B/SBH24		24	0.35	4000	25.60	30.40	50.00	155.0
L-KLS22-AV-9330B/SBM24		24	0.15	3000	19.20	18.80	45.00	155.0
L-KLS22-AV-9330B/SBL24		24	0.10	2000	13.00	6.30	38.00	155.0

- Fram:PBT Plastic
- Please choose Sleeve or Two Ball Bearing

DC FAN SIZE: 97*94*33(mm)**Air flow:15.80~22.40 CFM****DC**

■ Product specifications

KLS P/N	BEARING	VOLTAGE(VDC)	CURRENT(A)	SPEED(RPM)	AIR FLOW(CFM)	PRESSURE (mmAq)	NOISE(dBA)	W(g)
L-KLS22-AV-9733B/SBH12	Sleeve or Two ball	12	0.55	3500	22.40	25.40	47.30	146.0
L-KLS22-AV-9733B/SBM12		12	0.48	3000	19.20	18.80	43.67	146.0
L-KLS22-AV-9733B/SBL12		12	0.35	2500	15.80	10.20	38.90	146.0
L-KLS22-AV-9733B/SBH24		24	0.35	3500	22.40	25.40	47.30	146.0
L-KLS22-AV-9733B/SBM24		24	0.25	3000	19.20	18.80	43.67	146.0
L-KLS22-AV-9733B/SBL24		24	0.15	2500	15.80	10.20	38.90	146.0

- Fram:PBT Plastic
- Please choose Sleeve or Two Ball Bearing

DC FAN SIZE: Φ100*25(mm)**Air flow:32.24~50.09 CFM****DC**

■ Product specifications

KLS P/N	BEARING	VOLTAGE(VDC)	CURRENT(A)	SPEED(RPM)	AIR FLOW(CFM)	PRESSURE (mmAq)	NOISE(dBA)	W(g)
L-KLS22-AV-1025B/SBH12	Sleeve or Two ball	12	1.00	5000	50.09	34.23	57.42	123.0
L-KLS22-AV-1025B/SBM12		12	0.50	4000	40.32	28.70	52.40	123.0
L-KLS22-AV-1025B/SBL12		12	0.30	3000	32.24	21.85	44.53	123.0
L-KLS22-AV-1025B/SBH24		24	0.50	5000	50.09	34.23	57.42	123.0
L-KLS22-AV-1025B/SBM24		24	0.30	4000	40.32	28.70	52.40	123.0
L-KLS22-AV-1025B/SBL24		24	0.20	3000	32.24	21.85	44.53	123.0
L-KLS22-AV-1025B/SBH48		48	0.30	5000	50.09	34.23	57.42	123.0
L-KLS22-AV-1025B/SBM48		48	0.20	4000	40.32	28.70	52.40	123.0
L-KLS22-AV-1025B/SBL48		48	0.10	3000	32.24	21.85	44.53	123.0

- Fram:PBT Plastic
- Please choose Sleeve or Two Ball Bearing

DC FAN SIZE: 120*120*32(mm)**Air flow:24.40~34.30 CFM****DC**

■ Product specifications

KLS P/N	BEARING	VOLTAGE(VDC)	CURRENT(A)	SPEED(RPM)	AIR FLOW(CFM)	PRESSURE (mmAq)	NOISE(dBA)	W(g)
L-KLS22-AV-1232B/SBH12	Sleeve or Two ball	12	1.00	3000	34.30	28.70	50.50	240.0
L-KLS22-AV-1232B/SBM12		12	0.70	2500	29.11	20.40	45.80	240.0
L-KLS22-AV-1232B/SBL12		12	0.35	2000	24.40	15.60	40.60	240.0
L-KLS22-AV-1232B/SBH24		24	0.40	3000	34.30	28.70	50.50	240.0
L-KLS22-AV-1232B/SBM24		24	0.30	2500	29.11	20.40	45.80	240.0
L-KLS22-AV-1232B/SBL24		24	0.20	2000	24.40	15.60	40.60	240.0

- Fram:PBT Plastic
- Please choose Sleeve or Two Ball Bearing